



Galgotias University
The nexus of Interdisciplinary Research -
Stimulating research Impact





Research
snapshot
(2017 – 2022)

2017 -2022: Scopus Data

2222 ▲

Scholarly Output



1.82

Field-Weighted Citation Impact

FWCI world average is 1.00

1795 ▲

Authors









- 16.4% of Institutions publications are in open access
- Research output is growing by 380%
- Contributing authors is increased by 479%
- % of publications are in Q1 journals

5.5

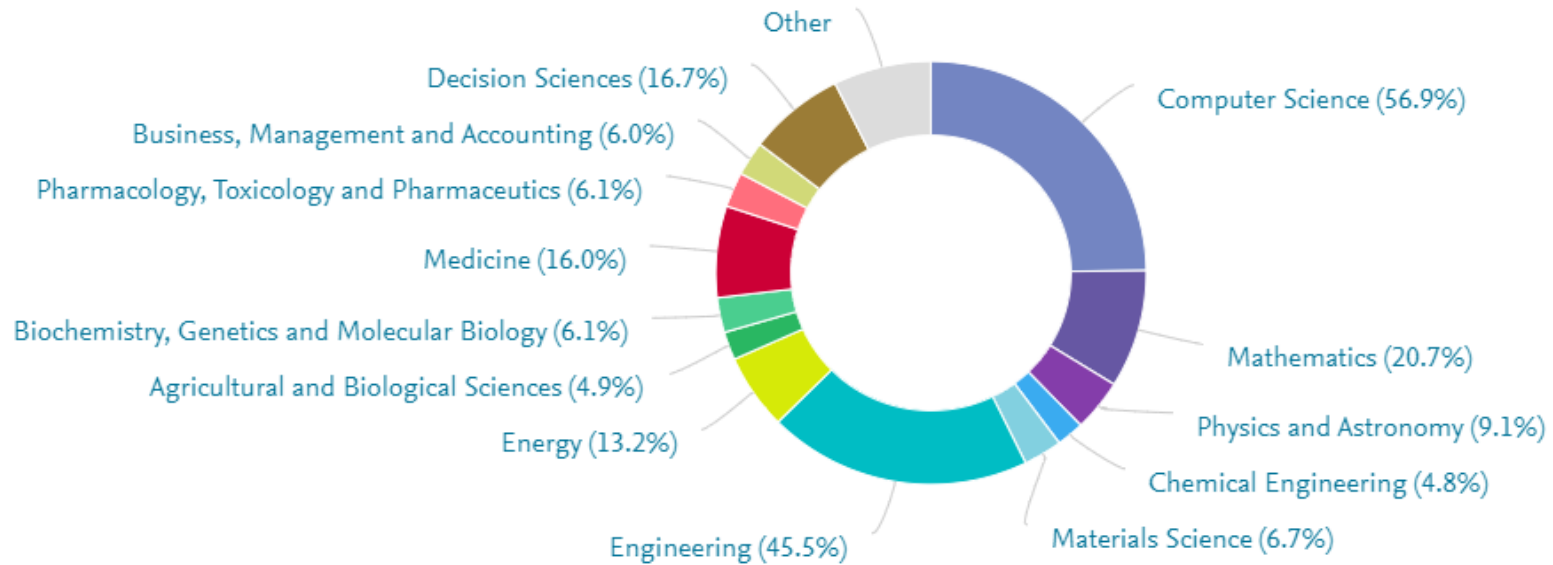
Citations per Publication

India average is 6.5

Galgotias
University:
Publication as per
Journal Quartiles
(2017-2022)


Quartiles	Publications ?	Publication share (%)
  Q1 (top 25%)	244	18.9
  Q2 (26% - 50%)	244	18.9
  Q3 (51% - 75%)	388	30.1
  Q4 (76% - 100%)	414	32.1
Cumulative shares	Publications	Publication share (%)
Q1 to Q2 (top 50%)	488	37.8
Q1 to Q3 (top 75%)	876	67.9

Subject-wise Research Output Share (2017-2022)

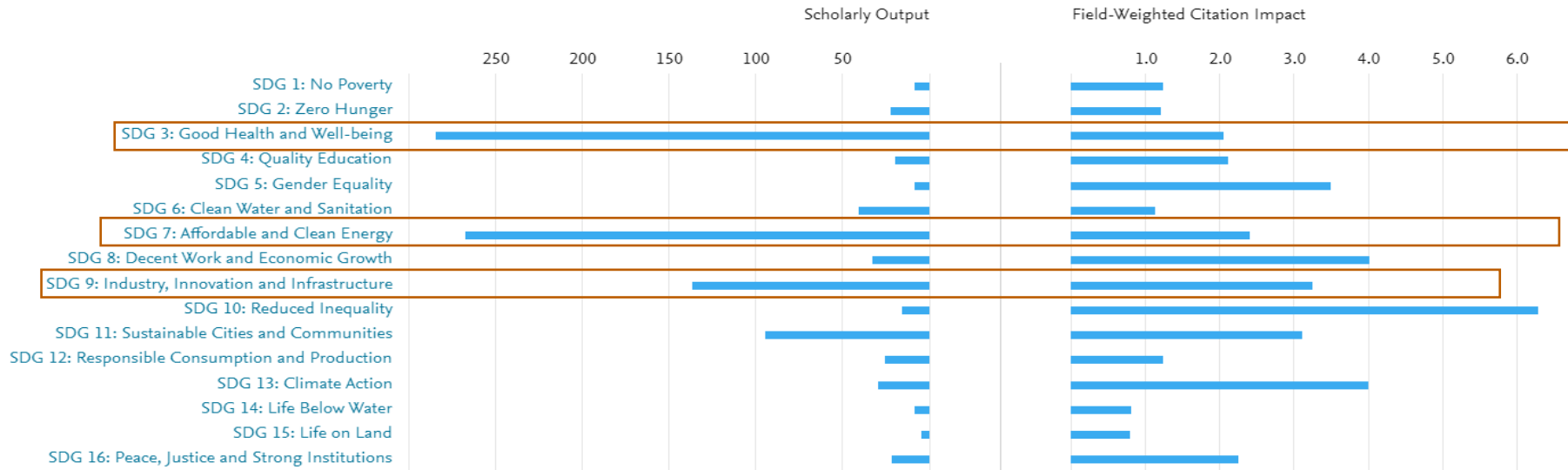


- **Engineering & Computer Science** are the highest contributors to the research output.

Publication's Quality (FWCI) by Subject Area (2017-2022)

Subject Area	Scholarly Output ↓	Citations	Authors	Field-Weighted Citation Impact
 Galgotias University	2,222 ▲	12,114	1,795 ▲	1.82
> Computer Science	1,265 ▲	6,180	1,191 ▲	2.13
> Engineering	1,010 ▲	4,743	993 ▲	2.39
> Mathematics	459 ▲	2,170	552 ▲	1.55
> Decision Sciences	370 ▲	647	640 ▲	1.29
> Medicine	356 ▲	1,552	478 ▲	1.12
> Energy	293 ▲	1,286	385 ▲	2.17
> Physics and Astronomy	201 ▲	809	304 ▲	1.70
> Materials Science	148 ▲	989	153 ▲	1.20
> Biochemistry, Genetics and Molecular Biology	136 ▲	1,677	129 ▲	1.32
> Pharmacology, Toxicology and Pharmaceutics	136 ▲	1,325	125 ▲	0.74
> Business, Management and Accounting	133 ▲	569	178 ▲	1.94
> Agricultural and Biological Sciences	109 ▲	315	180 ▲	1.43
> Chemical Engineering	106 ▲	473	182 ▲	0.72
> Social Sciences	82 ▲	323	102 ▲	1.51
> Chemistry	75 ▲	717	73 ▲	0.88
> Environmental Science	73 ▲	507	95 ▲	1.19

Galgotias University: Publication as per SDGs (2017-2022)



- The university researchers are contributing well to the UN-SDGs as well.
- There are more than 100 publications in **SDG 3, SDG 7 & SDG 9** each & the quality of publication is also more than the global average.

Scholarly Output at the Galgotias University, by amount of international, national and institutional collaboration

Metric		Scholarly Output	Citations	Citations per Publication	Field-Weighted Citation Impact
■ International collaboration	20.1%	446	5,358	12.0	2.77
■ Only national collaboration	49.8%	1,107	5,326	4.8	1.98
■ Only institutional collaboration	27.7%	616	1,263	2.1	0.95
■ Single authorship (no collaboration)	2.4%	53	167	3.2	0.79

Impact numbers are strong only with international collaborations

Galgotias University: Benchmarking with Other Private Universities.

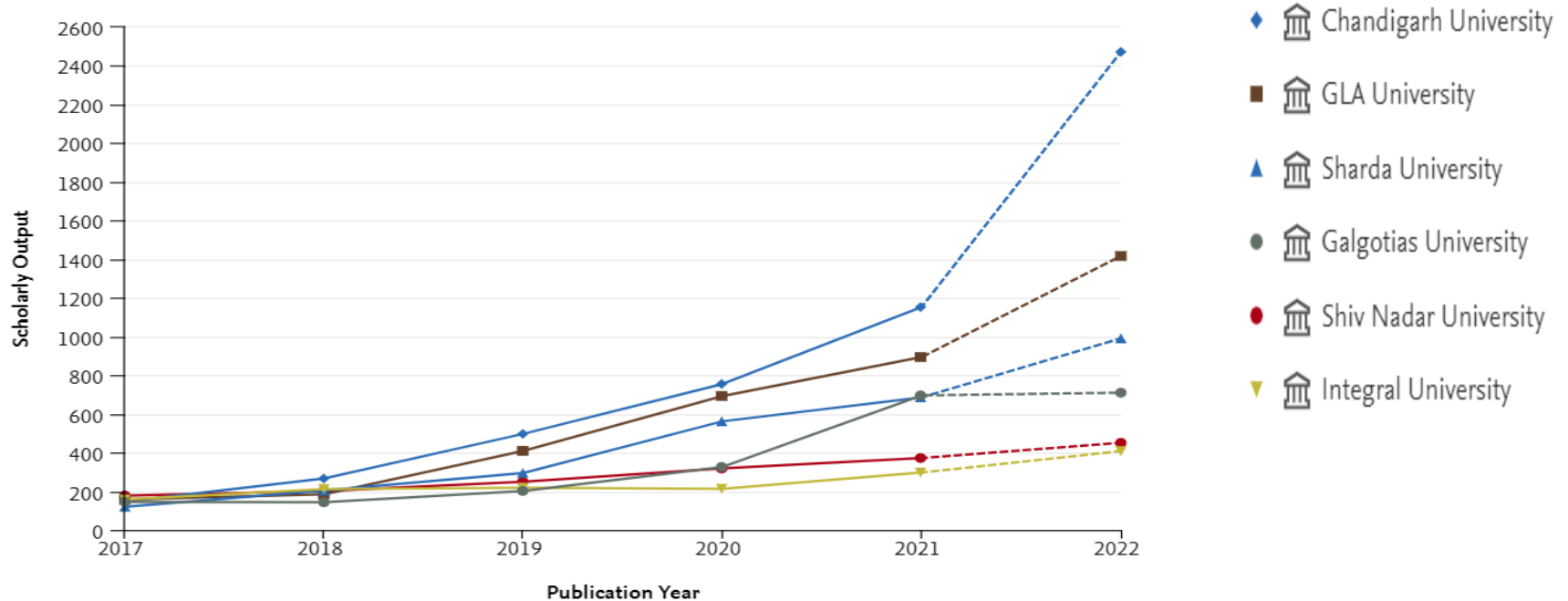
y-axis

x-axis












Bubble size

Scholarly Output

Publication Year



Galgotias University: Top 10 Authors (2017-2022)

	<input type="checkbox"/>	Name	Scholarly Output 	Most recent publication	Citations <input type="checkbox"/>	<i>h-index</i>
1.		Shaw, Rabindra Nath	120	2022	1,449	22
2.		Balusamy, Balamurugan	73	2022	895	20
3.		Johri, Prashant	73	2022	217	8
4.		Malviya, Rishabha	61	2022	267	18
5.		Poongodi, Thangamuthu	40	2022	173	8
6.		Sharma, Pramod Kumar	38	2021	273	28
7.		Dhanaraj, Rajesh Kumar	36	2022	312	13
8.		Singh, Ajay Shanker	31	2022	71	5
9.		Goel, Amit Kumar	27	2022	77	3
10.		Kaswan, Kuldeep Singh	27	2022	36	3

Elsevier's Contribution In Galgotias University's Research Landscape

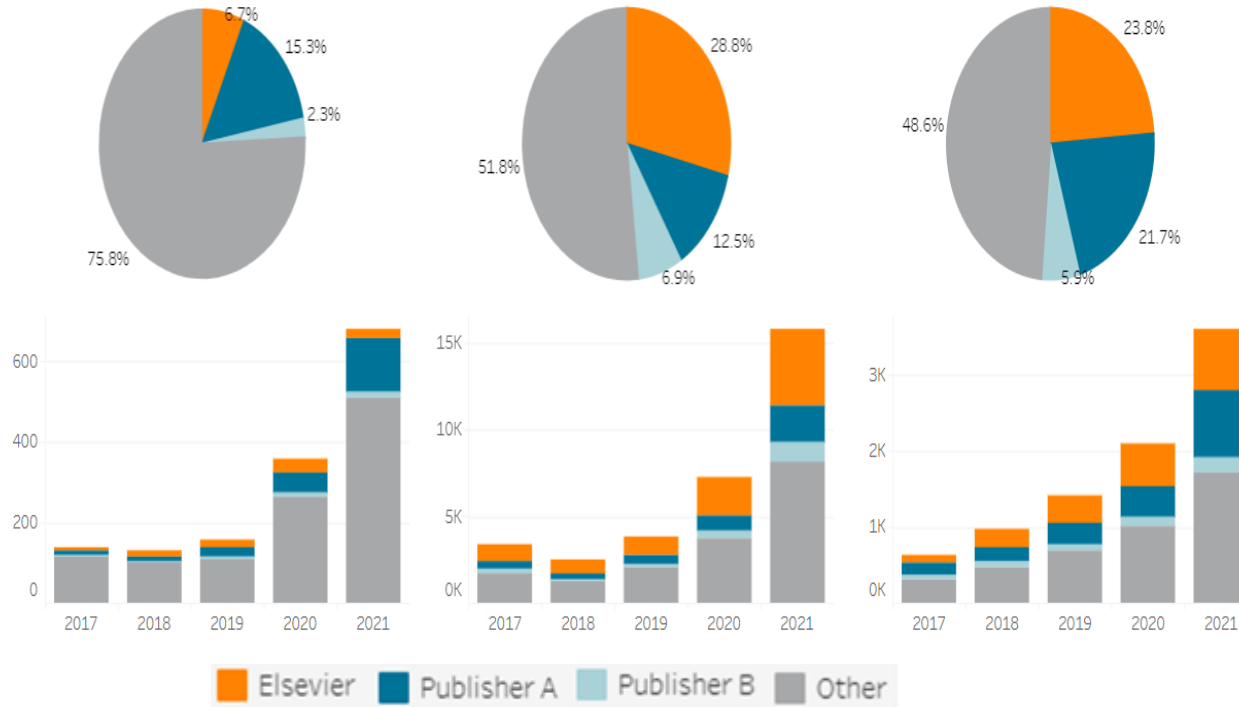
Affiliated Publications 2017 - 2021



References 2017 - 2021



Citations received 2017 - 2021



- Elsevier has the highest publication share **(6.7%)**, Reference Share **(28.8%)** & Citation Share **(23.8%)** among all publishers.
- Articles Published With Elsevier have an average Field Weighted Citation Impact of **2.12**.