



# INDEX

<b>S. No.</b>	<b>Contents</b>	<b>Page Number</b>
[1]	ABOUT THE UNIVERSITY	3
[2]	ABOUT IQAC4	4
	i. Vision & Mission	4
	ii. The process of IQAC	4
	iii. Objectives of IQAC	5
	iv. IQAC Composition	5
	v. Advisory Internal Quality Assurance Committee	5
	vi. Internal Quality Assurance Core Committee	6
	vii. DQAC	6
	viii.Role and Responsibility of DQAC	7
[3]	ACADEMIC CALENDAR	
	I. Odd Semester 2023-24	8
	ii. Even Semester 2023-24	9
[4]	AWARDS AND RECOGNITIONS	10-11
[5]	CURRICULUM ENRICHMENT	12
[6]	UNIVERSITY RESEARCH STATISTICS AT GLANCE	12
[7]	ACADEMIC TARGETS & ACHIEVED	14
	I. Faculty Targets	14
	ii. Department wise Target vs Achieved	15
[8]	FUNDED EVENTS	36
[9]	ACADEMIC AUDITS	37
	I. Internal Academic Audit Schedules	37
	ii. Audit Checklist	38
	iii. AAA Audit	46
[10]	QUALITY CIRCLE MEETING (QCM)	47
	I. QCM Process	47
	ii. QCM Flow	48
	iii. QCM Questionnaires'	48
[11]	EVENTS GLIMPSES	50

# GALGOTIAS UNIVERSITY

## INTERNAL QUALITY ASSURANCE CELL (IQAC)

### [1]. ABOUT GALGOTIAS UNIVERSITY

Galgotias University, located in Uttar Pradesh and sponsored by Smt. Shakuntala Educational and Welfare Society, has been recognized as a leading academic institution by achieving the highest benchmark in academic excellence with NAAC A+ accreditation in the first cycle. This remarkable achievement places Galgotias as one of the best private university with a NAAC score of 3.37 out of 4, awarded by the National Assessment and Accreditation Council (NAAC), and the highest graded autonomous institute of the UGC, Ministry of Education, Govt. of India.

The university began operations in the 2011-2012 academic session and welcomed its first batch of students in July 2011. Since then, it has grown to have more than 30K+ students. Today, with 20 schools offering over 200 programs, including Diploma, Undergraduate, Postgraduate, and PhD Programs, we rank among India's top universities. We aim to become an internationally recognized institution that excels in multidisciplinary and interdisciplinary education, research, and innovation, producing graduates who are globally competitive and poised to become leaders in their fields. Graduates will possess deep knowledge in their chosen fields, strong problem-solving skills, an understanding of the societal context of their profession, effective teamwork abilities, excellent communication skills, and a commitment to lifelong learning.






Our unwavering commitment to prioritize students is a core reason for consistent top rankings among universities around the globe. By maintaining a low student-to-faculty ratio, the university ensures that every student receives ample individual attention and personalized mentoring opportunities.

QS has rated us for excellence with 5 stars in Teaching, Academic development, facilities, innovations and employability. We have earned numerous accolades for outstanding academic programs, including recognition as 'Excellent' in the ARIIA Ranking, UGC-12B status and DSIR SIRO. We are ranked amongst the top 101-150 ranking band in the Engineering category, 52nd ranking for Pharmacy, and 91st ranking for Management along with the ranking in top 50 in Innovations in the esteemed NIRF INDIA RANKINGS 2023, declared by the Ministry of Education.

At our university, students receive a world-class education that prepares them for success in their chosen careers. With state-of-the-art facilities, cutting-edge technology, and a wide range of programs and courses, we are dedicated for fostering graduates who are both academically strong and well-rounded individuals capable of making meaningful contributions to the society.

Galgotias University has been known for its highest standards of education and its continuous efforts of nation-building by skill development in the young generation of the nation.

The Galgotias University believes and maintains the following Core Values in all its academic and management processes

-  Enthusiasm to Innovate
-  Quest for Excellence
-  Zeal to inspire the next generation of leaders
-  Openness and Transparency in Communication
-  Trust, Dependability, and Commitment

## [2]. ABOUT IQAC

The Quality Policy of Galgotias University is “Continuous Improvement of Professional Skills and Ethical Values of the Next Generation Human Society by means of Quality Education and Research”. In pursuance of its Action Plan for performance evaluation, assessment and accreditation and quality upgradation of Galgotias University Internal Quality Assurance Cell (IQAC) has been established. Since Quality enhancement is a continuous process, the IQAC will become a part of the University academic system and work towards realization of the goals of quality enhancement and sustenance. The prime task of the IQAC is to develop a system for conscious, consistent and catalytic improvement in the overall performance of the University. IQAC shall evolve mechanisms and procedures for ensuring timely, efficient and progressive performance of academic, administrative and financial tasks, the relevance and quality of programs. Equitable access to and affordability of academic programs for various sections of society, Optimization and integration of modern methods of teaching and learning, the credibility of evaluation procedures, Ensuring the adequacy, maintenance and proper allocation of support structure and services, sharing of research findings and networking with other institutions in India and Abroad.

It has potential to become a vehicle for ushering in quality enhancement by working out planned interventionist strategies to remove deficiencies and enhance quality like the “Quality Circles” in Industries.

### 2.i. Vision & Mission

#### a. Vision

To create and maintain an ecosystem that nurtures holistic academic excellence, fosters high-quality research, and promotes a culture of innovation across the university.

#### b. Mission

- ✚ M1: To regularly monitor and evaluate the quality of academic programs, research activities, and administrative processes to ensure continuous improvement and excellence
- ✚ M2: To evaluate the effectiveness of curriculum design initiatives in meeting industry, technology, and societal requirements through regular assessment of societal outreach programs, feedback mechanisms, and outcome evaluation; enhancing the relevance and quality of education.
- ✚ M3: To utilize data analytics and evidence-based practices to inform decision-making processes related to academic quality and institutional effectiveness, fostering a culture of continuous improvement.
- ✚ M4: To monitor the accreditation process at the university and ensure that the regulatory requirements of accreditation bodies are complied with.

### 2.ii. The Process of IQAC

The IQAC has a cyclical process. The main work is developing the pedagogy of entire functions of the institution by reviewing the available models. After the development of pedagogy of the entire functioning, the second step is to customize the best model and implement it in an effective manner through proper documentation. Finally, it will review the effectiveness and outcome through various evaluations and assessments.

The process of IQAC is based on the following aspects:

- ✚ Analysis of current trends in the industry requirement
- ✚ Understanding the needs in the education field
- ✚ Continuous improvement in teaching, learning, and evaluation
- ✚ Use of the latest technology
- ✚ Ensuring institutional social responsibility

## 2.iii. Objectives of IQAC

IQAC has defined quality objectives as follow

- ✚ To develop a system for conscious, consistent and catalytic action to improve the academic and administrative performance of the University.
- ✚ To promote measures for University institutional functioning towards quality enhancement through internalization of quality culture and institutionalization of best practices.
- ✚ Quality parameters
  - Quality in Teaching Learning
  - Quality in Resources
  - Quality in Human Resources
  - Quality in Research & Innovation
  - Quality in Placement
  - Quality in Examination

## 2.iv. IQAC Composition

The Composition of the IQAC as follows:

- ✚ Chairperson: Head of the Institution
- ✚ A Few Senior Administrative Officers
- ✚ Three to Eight Teachers
- ✚ Three External Members from reputed organization
- ✚ One of the Senior Teachers as the coordinator
- ✚ Director of IQAC

## 2.v. Composition of Advisory IQAC

Sr. No.	Name	Designation	(Organization) Position
1	Dr. K. Mallikharjuna Babu	Vice Chancellor	Chairperson (Ex-Officio)
2	Dr. Avadhesh Kumar	Pro. Vice Chancellor	Member
3	Dr. Nitin Gaur	Registrar	Member
4	Dr. Sanjay Goel	Dean Academics and Dean SCSE	Member
5	Dr. Amitabh Bhattacharya	Controller of Examination	Member
6	Ms. Shilpi Chandra	Director HR	Member
7	Mrs. Manisha Chaudhary	Director-CPDD	Member
8	Ms. Megha Varshney	Director-Admissions	Member
9	Dr. Raju Hasare	Dean, SOENGG	Member
10	Dr. Sanjeev Kumar Singh	Dean, SBS	Member
11	Dr. Seema Gupta	Dean, SOB	Member
12	Dr. Anurag Singh	Director ERP	Member
13	Dr. Anamika Pandey	ICC In charge, SOB	Member
14	Dr. Gaurav Kumar	Head of IIC, SBMS	Member
15	Dr. Ajay Shankar Singh	Alumni Coordinator, SCSE	Member
16	Dr. N.B. Singh	Professor, SOL	Member
17	Dr. P.K.S Nain	Chief Proctor, DOME	Member
18	Ms. Pranjali Mishra	NSS Program Officer, SON	Member
19	Mr. Dushyant Rana	NCC In charge	Member
20	Mr. Prashant Bhardwaj	Sports In charge	Member
21	Mr. Sandeep	Lnt Mind Tree	Member
22	Mr. Naresh Chand Gupta	Advocate	Member
23	Dr. Meenakshi Sharma	Director IQAC	Member Secretary
24	Mr. Nikunj	Student, SOAG	Invitee
25	Ms. Khusi Kumari	Student, SCSE	Invitee

## 2.vi. IQAC Core Committee Members

SNo.	Name	Designation
1.	Dr. Shrddha Sagar	Professor, SCSE
2.	Dr. Deepika Paliwal	Professor, SMAS
3.	Dr. Aradhana Jauhari	Professor, SBS
4.	Dr. Usha Chauhan	Professor, DEECE
5.	Dr. Ganesh Kumar T	Professor, SCSE
6.	Dr. Divya Tripathy	Professor, SBS
7.	Dr. Pardeep Singh	Professor, SCSE
8.	Mr. Gokul Rajan V	Assistant Professor, SCSE
9	Dr. Shweta Thakur	Professor, SOL

## 2.vii. Department Quality Assurance Cell (DQAC)

NO	School	Department	Name
1	School of Computer Applications and Technology	Department of Computer Application	Dr. Kavita
2	School of Computing Science and Engineering	Department of Computer Science and Engineering	Dr Shrddha Sagar, Dr.T.GANESH KUMAR
3	School of Engineering	Department of Civil engineering	Dr.C.RameshBabu
		Department of Electrical Electronics and Communication Engineering	Dr. Amit Arora
		Department Of Mechanical Engineering	Mr. Shrikant Vidya
4	School of Agriculture	Department of Agriculture	Dr. Jyoti Yadav
5	School of Architecture and Design	Department of Architecture & Design	Mr. Ameer Inam
			Mr. Nida Khan
6	School of Basic Science	Department of Basic Science	Dr. O. P. VERMA
7	School of Business	Department of Management	Ms. Jyoti Nain
8	School of Education	Department of Education	Dr. Shri Kant Dwivedi
9	School of Finance and Commerce	Department of Finance and Commerce	Dr. Tej Singh
10	School of Hospitality and Tourism	Department of Hospitality and Tourism	Mr. Rohit Jaswal
11	School of Law	Department of Law	Dr. Sonika
12	School of Law	Department of Law	Mr. Rajat Dixit
13	School of Liberal Education	Department of Humanities	Dr Ashok Kumar Maurya
14	School of Medical and Allied Science	Department of Paramedical and Allied Health Science	Ms. Harshita Pandey
		Department of Physiotherapy	Jyoti Sharma and Nageswari
		Department Of Pharmacy	Dr. Deepika
15	School of Nursing	Department of Nursing	Dr. Anjum Abbasi
16	University Polytechnic	Department of Polytechnic	Ms.Aarti neema
17	School of Media and Communication Studies	Department of Mass Communication	Dr. Bhawani Shankar
18	School of Biomedical Sciences	Dept. of Biomedical Sciences	Ms. Hema Kumari (Coordinator) Ms. Vishakha (Sub-Coordinator)
19	School of Biological and Life Sciences	School of Biological and Life Sciences	Dr. Vivek Kumar Yadav

## 2.viii. Role and Responsibility of DQAC

Department Quality Assurance Cell is primarily responsible for the development of quality in the department in compliance with IQAC guidelines.

- + Ensure efficient functioning of the department towards quality enhancement.
- + Coordinate various activities of department and ensuring adoption of all best practices of Institution in the department.
- + Comply all the modalities framed by IQAC in collecting data or information on various activities of the department.
- + Efficiently executing the decision taken by IQAC.
- + Monitor and collect the departmental feedback responses from students, parents and other stakeholders.
- + Disseminate information on various quality culture that to be maintained in the department.
- + Organize workshops, seminars on quality enhancement and research.
- + Maintain departmental database for the purpose of NAAC.
- + Provide required details for IQAC in preparation of AQAR, SSR as per parameters of NAAC.
- + Documenting all departmental activities in chronological order for quality improvement.
- + Need to submit QCM File with action taken report, Internal Audit Report, Quarterly Departmental report

## [3]. ACADEMIC CALENDAR

### 3.i. Odd Semester 2023-24

SNO	Events for Final Year		Events for First Year & Others	
1	Commencement of Classes	01-08-2023		
2			Online Registration for ODD Semester Starts	11-09-2023
3			Online Registration for ODD Semester Ends	16-09-2023
4	Mid Term Exam Starts	16-09-2023	First-Year Induction Program Starts*	16-09-2023
5	Mid Term Exam Ends	23-09-2023	First-Year Induction Program Ends	23-09-2023
6			Commencement of Classes	24-09-2023
7	Practical Examination Starts	17-11-2023		
8	Practical Examination Ends	23-11-2023		
9	Last Instructional Day	25-11-2023		
10	Preparatory Holiday Starts	26-11-2023		
11	Preparatory Holiday Ends	28-11-2023		
12	Semester End Examination Starts	29-11-2023	Mid Term Examination Starts	29-11-2023
13	Semester End Examination Ends	08-12-2023	Mid Term Examination Ends	08-12-2023
14	Result Declaration	23-12-2023		
15	Winter break starts for all	25-12-2023	Winter break starts for all	25-12-2023
16	Winter break ends for all	01-01-2024	Winter break ends for all	01-01-2024
17			Practical Examination Starts	08-01-2024
18			Practical Examination Ends	13-01-2024
19			Last Instructional Day	15-01-2024
20			Preparatory Holiday Starts	16-01-2024
21			Preparatory Holiday Ends	17-01-2024
22			Semester End Examination Starts	18-01-2024
23			Semester End Examination Ends	31-01-2024
24			Result Declaration	15-02-2024

### 3.ii. Even Semester 2023-24

SNo	Events for Final Year		Events for Other Semesters	
1	Registration for Even Semester Starts	19.12.2023		
2	Registration for Even Semester Ends	23.12.2023		
3	Commencement of Classes	04.01.2024		
4			Registration for Even Semester Starts	01.02.2024
5			Registration for Even Semester Ends	03.02.2024
6			Commencement of Classes	05.02.2024
7	Mid Term Examination Starts	27.02.2024		
8	Mid Term Examination Ends	04.03.2024		
9			Mid Term Examination Starts	02.04.2024
10			Mid Term Examination Ends	08.04.2024
11	Practical Examination Starts	17.04.2024		
12	Practical Examination Ends	23.04.2024		
13	Last Instructional Day	25.04.2024		
14	Preparatory Holiday Starts	26.04.2024		
15	Preparatory Holiday Ends	30.04.2024		
16	Semester End Examination Starts	01.05.2024		
17	Semester End Examination Ends	11.05.2024		
18			Practical Examination Starts	20.05.2024
19	Result Declaration	24.05.2024		
20			Practical Examination Ends	25.05.2024
21			Last Instructional Day	28.05.2024
22			Preparatory Holiday Starts	29.05.2024
23			Preparatory Holiday Ends	30.05.2024
24			Semester End Examination Starts	31.05.2024
25			Semester End Examination Ends	15.06.2024
26			Result Declaration	30.06.2024

#### [4]. AWARDS AND RECOGNITIONS




Galgotias University has secured Diamond Band: Institute of Excellence by R World Institutional Ranking 2023.



Galgotias University has ranked 5th in UP in Physiotherapy College Category by IIRF Rankings.



**NIRF Innovation Ranking 2023:** Ranked 12<sup>th</sup> among Private Universities in India Ranked 50<sup>th</sup> among Government and Private Universities in India Ranked 4<sup>th</sup> among Private Universities in Uttar Pradesh Ranked 7<sup>th</sup> among Govt & Private Universities in Uttar Pradesh.



Galgotias School of Law has ranked 4<sup>th</sup> in the North Zone and 21<sup>st</sup> in India by BW Legal World Top Indian Law School 2023



Galgotias School of Media & Communication Studies ranked 1st in UP by OPEN The Magazine Best Colleges Ranking 2023(State-Wise).



Galgotias University has ranked 9th in India and 2nd in Uttar Pradesh by India Today , MRDA Best Universities Ranking 2023 in Pvt. Universities Category.




Galgotias School of Medical & Allied Sciences has ranked 1st in UP Pharmaceutical Private College Category by OPEN The Magazine Best Colleges Ranking 2023(State-Wise)



Galgotias School of Finance and Commerce has ranked 2nd in UP Commerce Private College Category by OPEN The Magazine Best Colleges Ranking 2023(State-Wise).



Galgotias School of Hospitality has ranked 1st in UP Hotel Management College Category by OPEN The Magazine Best Colleges Ranking 2023(State-Wise).




Galgotias School of Law has ranked 2nd in UP Law Private College Category by OPEN The Magazine Best Colleges Ranking 2023(State-Wise).



Galgotias School of Business has ranked 1st in UP BBA Private College Category by OPEN The Magazine Best Colleges Ranking 2023(State-Wise).



Galgotias University has ranked 3rd in UP Engineering Private College Category by OPEN The Magazine Best Colleges Ranking 2023(State-Wise).



Galgotias School of Liberal Education has ranked 2nd in UP Best Arts Private College Category by OPEN The Magazine Best Colleges Ranking 2023(State-Wise).



Galgotias School of Finance and Commerce has ranked 5th in India and 2nd in Uttar Pradesh by India Today , MRDA Best Universities Ranking 2023 in Pvt. Universities Category.

## [5]. CURRICULUM ENRICHMENT

School/Department	New course	VAC	EMP/ENP/SDC *
School of Computer Application & Technology	63	17	62
School of Computer Science & Engineering	37	12	102
Department of Civil Engineering	5	5	85
Department of Electrical, Electronic & Communication Engineering	22	1	95
Department of Mechanical Engineering	7	2	51
School of Agriculture	8	2	135
School of Architecture & Design	13	1	33
School of Basic Science	188	3	276
School of Business	3	2	224
School of Education	2	3	52
School of Finance and Commerce	29	2	111
School of Hospitality and Tourism	6	2	78
School of LAW	42	1	362
School of Liberal Education	85	6	324
Department of Paramedical	21	3	216
Department of Pharmacy	24	4	113
Department of Physiotherapy	42	2	117
School of Nursing	49	2	49
School of Media communication & Studies	34	5	53
School of Biomedical Sciences	84	3	264
School of Biological Life Sciences	221	1	314

\*Employability/ Entrepreneurship/Skill Courses

## [6]. UNIVERSITY RESEARCH STATISTICS AT GLANCE

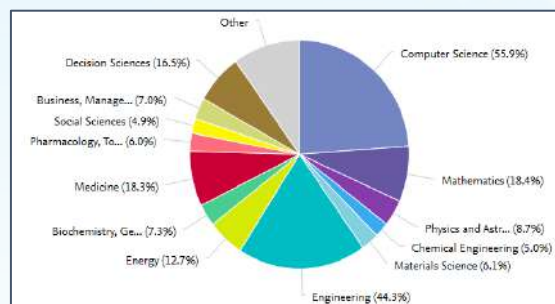
### a. Publications by indexing

Indexed in	2023	2024
Scopus	859	1018
Web of Science	428	375
Scopus-Web of Science	403	343
UGC Care	452	421
Others	117	142

### c. Patent

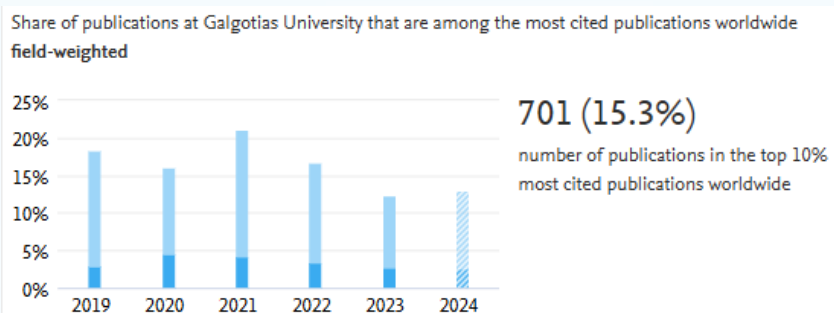
Year	Filed	Published	Granted
2016	3	1	0
2017	10	4	0
2018	35	9	1
2019	65	78	9
2020	111	93	15
2021	333	104	29
2022	500	127	18
2023	1156	245	19
2024	219	17	3

## d. Elsevier Report

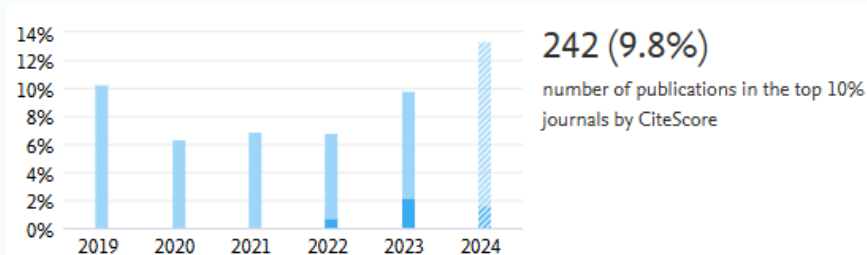


### Publications (Research Output)

### Publications with Subject Area



### Top 10% Citation



### Top Journals

Name	Scholarly Output	Most recent publication	Citations	h-index
1. Malviya, Rishabha	219	2024	1,031	23
2. Shaw, Rabindra Nath	120	2024	2,321	31
3. Kaswan, Kuldeep Singh	115	2024	389	11
4. Johri, Prashant	106	2024	627	14
5. Balusamy, Balamurugan	87	2024	1,849	28
6. Dhanaraj, Rajesh Kumar	74	2024	1,274	25
7. Poongodi, Thangamuthu	69	2024	558	14
8. Tripathy, Divya Bajpai	64	2024	293	11
9. Sharma, Pramod Kumar	64	2024	619	38
10. Saini, Kavita	59	2024	186	10

### Top Author & Collaborating institutes

- Galgotias University has published 34582 Scopus-indexed articles between 2019 and 2023 with a FWCI of 1.42.
- Top subject areas are Computer Science, Engineering, Mathematics

- 21.6% of all articles are published in Q1 journals on Scopus. However, the number of Q1 publications have not grown in significant numbers over the last 5 years. The international collaboration is at 21.9%. This needs to be improved in order to improve citations and FWCI.
- The academic-corporate collaboration is only at 0.7%

## [7]. ACADEMIC TARGETS & ACHIEVED

Faculty will be categorized into Research/Teaching faculty taking into account their three-year research contribution and the targets achieved.

### 7. i. Faculty Targets

Semester/Yearly Faculty Target						
Designation	SCI/Scopus	Others*	Patents	Consultancy upto 1-10 L	Funded Projects	Seed Fund Proposals
Assistant Professor	2	3	2	0	0	1
Associate Professor	2	3	2	0	1	1
Professor	3	3	2	1	1	1

\*Conference/Books/Book Chapters/Monographs indexed in WoS/Scopus

## 7. ii. Department wise Target vs Achieved

### a. Overall University Targets and Achieved

SNo.	Parameters/Components	Target	Achieved
1	% Courses with EM/EN/SD (Count to be filled, not %age)	4009	3275
2	Courses that are being Taught by Industry Experts/Professor of Practice.	440	273
3	New Course Introduction	441	764
4	Value Added/ Add-on / Certificate Programs/MOOCs / SWAYAM / e_Pathshala/ NPTEL	68	62
5	% Student Participation in Above	20540	14388
6	Programs that has field projects/research projects/ internships	95	116
7	Field Visit/Internship/Projects	11774	10236
8	Feedback Mechanism, Students, Teachers, Employers, Alumni, Academic peers	1680	1462
9	Feedback Analysis & Action taken	21	676
10	Slow Learner & Advance Learner	20	33
11	Mentor : Mentee Mechanism	21	651
12	Course Outcome Attainment	3947	593
13	Program Outcome Mapping & Attainment	134	885
14	Paper Publication (UGC Care / Scopus/SCI /WOS/other)	1796	900
15	Book / Book Chapter / Conference	1574	235
16	Patent A/P/G	535	255
17	Seed Money for teachers (In Lakhs)	61.8	4
18	Consultancy & Corporate Training (In Lakhs)	189	17.48
19	Govt. /Non Govt. research Project (In Lakhs)	416	8

SNo.	Parameters/Components	Target	Achieved
20	Incubation & startups	73	59
21	PHD Awarded per research Guide	269	38
22	Workshop on IPR/ Research Methodology / Entrepreneurship	54	101
23	e-Content Development	210	401
24	Awards Extension	34	89
25	Extension/ NSS/NCC Activities	101	144
26	% of Students Participation (Count to be filled, not %age)	24728	10740
27	Activities under MoU's	71	64
28	MoU's ( Industry & Academia)	94	109
29	Career counselling and guidance for competitive examinations	24082	13569
30	Capacity development and skills enhancement initiatives	126	152
31	Awards to Sports & Cultural	139	108
32	Financial support to attend conferences	603	60
33	Teacher Participation in Professional Development Events	752	667

## b. School of Computer Science and Engineering

SNo.	Parameters/Components	Target	Achieved
1	% Courses with EM/EN/SD (Count to be filled, not %age)	650	337
2	Courses that are being Taught by Industry Experts/Professor of Practice.	75	102
3	New Course Introduction	80	60
4	Value Added/ Add-on / Certificate Programs/MOOCs / SWAYAM / e_Pathshala/ NPTEL	12	12
5	% Student Participation in Above	8000	7845
6	Programs that has field projects/research projects/ internships	17	17
7	Field Visit/Internship/Projects	4000	4025
8	Feedback Mechanism, Students, Teachers, Employers, Alumni, Academic peers	80	55
9	Feedback Analysis & Action taken	1	1
10	Slow Learner & Advance Learner	1	1
11	Mentor : Mentee Mechanism	1	1
12	Course Outcome Attainment	750	580
13	Program Outcome Mapping & Attainment	17	10
14	Paper Publication (UGC Care / Scopus/SCI /WOS/other)	550	165
15	Book / Book Chapter / Conference	450	15
16	Patent A/P/G	140	39
17	Seed Money for teachers (In Lakhs)	11	0
18	Consultancy & Corporate Training (In Lakhs)	48	10
19	Govt. /Non Govt. research Project (In Lakhs)	92	0
20	Incubation & startups	13	5
21	PHD Awarded per research Guide	100	12
22	Workshop on IPR/ Research Methodology / Entrepreneurship	6	5
23	e-Content Development	45	45
24	Awards Extension	4	27

SNo.	Parameters/Components	Target	Achieved
25	Extension/ NSS/NCC Activities	6	40
26	% of Students Participation (Count to be filled, not %age)	9000	8500
27	Activities under MoU's	6	12
28	MoU's ( Industry & Academia)	22	33
29	Career counselling and guidance for competitive examinations	9000	9000
30	Capacity development and skills enhancement initiatives	5	5
31	Awards to Sports & Cultural	12	32
32	Financial support to attend conferences	160	0
33	Teacher Participation in Professional Development Events	250	272

### c. School of Computer Application and Technology

SNo.	Parameters/Components	Target	Achieved
1	% Courses with EM/EN/SD (Count to be filled, not %age)	360	96
2	Courses that are being Taught by Industry Experts/Professor of Practice.	43	1
3	New Course Introduction	45	3
4	Value Added/ Add-on / Certificate Programs/MOOCs / SWAYAM / e_Pathshala/ NPTEL	14	3
5	% Student Participation in Above	3700	1175
6	Programs that has field projects/research projects/ internships	25	25
7	Field Visit/Internship/Projects	1500	1050
8	Feedback Mechanism, Students, Teachers, Employers, Alumni, Academic peers	80	0
9	Feedback Analysis & Action taken	1	1
10	Slow Learner & Advance Learner	1	1
11	Mentor : Mentee Mechanism	1	1
12	Course Outcome Attainment	431	0
13	Program Outcome Mapping & Attainment	25	0
14	Paper Publication (UGC Care / Scopus/SCI /WOS/other)	145	30
15	Book / Book Chapter / Conference	130	12
16	Patent A/P/G	40	1
17	Seed Money for teachers (In Lakhs)	5	3
18	Consultancy & Corporate Training (In Lakhs)	12	0
19	Govt. /Non Govt. research Project (In Lakhs)	22	1
20	Incubation & startups	5	0
21	PHD Awarded per research Guide	26	3
22	Workshop on IPR/ Research Methodology / Entrepreneurship	4	0
23	e-Content Development	20	48
24	Awards Extension	4	0
25	Extension/ NSS/NCC Activities	1	8
26	% of Students Participation (Count to be filled, not %age)	2300	0
27	Activities under MoU's	1	1
28	MoU's ( Industry & Academia)	5	8
29	Career counselling and guidance for competitive examinations	4500	0
30	Capacity development and skills enhancement initiatives	4	4
31	Awards to Sports & Cultural	8	0
32	Financial support to attend conferences	60	0
33	Teacher Participation in Professional Development Events	60	3

#### d. Department of Pharmacy

SNo.	Parameters/Components	Target	Achieved
1	% Courses with EM/EN/SD (Count to be filled, not %age)	110	113
2	Courses that are being Taught by Industry Experts/Professor of Practice.	13	11
3	New Course Introduction	12	24
4	Value Added/ Add-on / Certificate Programs/MOOCs / SWAYAM / e_Pathshala/ NPTEL	3	3
5	% Student Participation in Above	381	382
6	Programs that has field projects/research projects/ internships	2	2
7	Field Visit/Internship/Projects	203	179
8	Feedback Mechanism, Students, Teachers, Employers, Alumni, Academic peers	80	80
9	Feedback Analysis & Action taken	1	1
10	Slow Learner & Advance Learner	1	1
11	Mentor : Mentee Mechanism	1	1
12	Course Outcome Attainment	123	0
13	Program Outcome Mapping & Attainment	4	0
14	Paper Publication (UGC Care / Scopus/SCI /WOS/other)	85	145
15	Book / Book Chapter / Conference	64	6
16	Patent A/P/G	70	10
17	Seed Money for teachers (In Lakhs)	2.6	0
18	Consultancy & Corporate Training (In Lakhs)	8	0
19	Govt. /Non Govt. research Project (In Lakhs)	15	0
20	Incubation & startups	2	3
21	PHD Awarded per research Guide	15	0
22	Workshop on IPR/ Research Methodology / Entrepreneurship	2	2
23	e-Content Development	5	11
24	Awards Extension	1	0
25	Extension/ NSS/NCC Activities	2	3
26	% of Students Participation (Count to be filled, not %age)	400	185
27	Activities under MoU's	2	2
28	MoU's ( Industry & Academia)	3	2
29	Career counselling and guidance for competitive examinations	405	373
30	Capacity development and skills enhancement initiatives	2	2
31	Awards to Sports & Cultural	2	6
32	Financial support to attend conferences	22	0
33	Teacher Participation in Professional Development Events	21	29

## e. School of Basic Science

SNo.	Parameters/Components	Target	Achieved
1	% Courses with EM/EN/SD (Count to be filled, not %age)	240	277
2	Courses that are being Taught by Industry Experts/Professor of Practice.	27	3
3	New Course Introduction	24	198
4	Value Added/ Add-on / Certificate Programs/MOOCs / SWAYAM / e_Pathshala/ NPTEL	2	3
5	% Student Participation in Above	100	150
6	Programs that has field projects/research projects/ internships	4	6
7	Field Visit/Internship/Projects	45	68
8	Feedback Mechanism, Students, Teachers, Employers, Alumni, Academic peers	80	80
9	Feedback Analysis & Action taken	1	1
10	Slow Learner & Advance Learner	1	1
11	Mentor : Mentee Mechanism	1	1
12	Course Outcome Attainment	266	0
13	Program Outcome Mapping & Attainment	15	0
14	Paper Publication (UGC Care / Scopus/SCI /WOS/other)	152	89
15	Book / Book Chapter / Conference	152	30
16	Patent A/P/G	13	20
17	Seed Money for teachers (In Lakhs)	5.5	0
18	Consultancy & Corporate Training (In Lakhs)	17	0
19	Govt. /Non Govt. research Project (In Lakhs)	58	0
20	Incubation & startups	6	0
21	PHD Awarded per research Guide	35	1
22	Workshop on IPR/ Research Methodology / Entrepreneurship	4	4
23	e-Content Development	12	0
24	Awards Extension	2	1
25	Extension/ NSS/NCC Activities	3	1
26	% of Students Participation (Count to be filled, not %age)	3774	6
27	Activities under MoU's	6	2
28	MoU's ( Industry & Academia)	10	2
29	Career counselling and guidance for competitive examinations	3379	313
30	Capacity development and skills enhancement initiatives	2	8
31	Awards to Sports & Cultural	5	4
32	Financial support to attend conferences	53	4
33	Teacher Participation in Professional Development Events	49	72

## f. School of Biological Life Science

SNo.	Parameters/Components	Target	Achieved
1	% Courses with EM/EN/SD (Count to be filled, not %age)	214	298
2	Courses that are being Taught by Industry Experts/Professor of Practice.	23	7
3	New Course Introduction	21	168
4	Value Added/ Add-on / Certificate Programs/MOOCs / SWAYAM / e_Pathshala/ NPTEL	4	3
5	% Student Participation in Above	675	599
6	Programs that has field projects/research projects/ internships	4	11
7	Field Visit/Internship/Projects	187	298
8	Feedback Mechanism, Students, Teachers, Employers, Alumni, Academic peers	80	7
9	Feedback Analysis & Action taken	1	168
10	Slow Learner & Advance Learner	1	3
11	Mentor : Mentee Mechanism	1	599
12	Course Outcome Attainment	108	11
13	Program Outcome Mapping & Attainment	11	274
14	Paper Publication (UGC Care / Scopus/SCI /WOS/other)	25	46
15	Book / Book Chapter / Conference	20	8
16	Patent A/P/G	2	6
17	Seed Money for teachers (In Lakhs)	1	1
18	Consultancy & Corporate Training (In Lakhs)	2	0
19	Govt. /Non Govt. research Project (In Lakhs)	6	1
20	Incubation & startups	1	30
21	PHD Awarded per research Guide	6	8
22	Workshop on IPR/ Research Methodology / Entrepreneurship	2	6
23	e-Content Development	1	0
24	Awards Extension	1	0
25	Extension/ NSS/NCC Activities	1	6
26	% of Students Participation (Count to be filled, not %age)	40	0
27	Activities under MoU's	1	2
28	MoU's ( Industry & Academia)	1	2
29	Career counselling and guidance for competitive examinations	200	0
30	Capacity development and skills enhancement initiatives	20	2
31	Awards to Sports & Cultural	20	1
32	Financial support to attend conferences	15	40
33	Teacher Participation in Professional Development Events	20	4

## g. School of Biomedical Sciences

SNo.	Parameters/Components	Target	Achieved
1	% Courses with EM/EN/SD (Count to be filled, not %age)	216	259
2	Courses that are being Taught by Industry Experts/Professor of Practice.	24	5
3	New Course Introduction	21	27
4	Value Added/ Add-on / Certificate Programs/MOOCs / SWAYAM / e_Pathshala/ NPTEL	2	6
5	% Student Participation in Above	150	230
6	Programs that has field projects/research projects/ internships	4	9
7	Field Visit/Internship/Projects	103	560
8	Feedback Mechanism, Students, Teachers, Employers, Alumni, Academic peers	80	80
9	Feedback Analysis & Action taken	1	1
10	Slow Learner & Advance Learner	1	1
11	Mentor : Mentee Mechanism	1	1
12	Course Outcome Attainment	237	0
13	Program Outcome Mapping & Attainment	11	0
14	Paper Publication (UGC Care / Scopus/SCI /WOS/other)	35	37
15	Book / Book Chapter / Conference	30	1
16	Patent A/P/G	3	17
17	Seed Money for teachers (In Lakhs)	1	0
18	Consultancy & Corporate Training (In Lakhs)	3	0
19	Govt. /Non Govt. research Project (In Lakhs)	8	3
20	Incubation & startups	3	10
21	PHD Awarded per research Guide	10	2
22	Workshop on IPR/ Research Methodology / Entrepreneurship	2	10
23	e-Content Development	2	0
24	Awards Extension	2	1
25	Extension/ NSS/NCC Activities	45	1
26	% of Students Participation (Count to be filled, not %age)	1	0
27	Activities under MoU's	1	0
28	MoU's ( Industry & Academia)	2	1
29	Career counselling and guidance for competitive examinations	350	315
30	Capacity development and skills enhancement initiatives	20	10
31	Awards to Sports & Cultural	20	5
32	Financial support to attend conferences	20	0
33	Teacher Participation in Professional Development Events	30	30

## h. School of Business

SNo.	Parameters/Components	Target	Achieved
1	% Courses with EM/EN/SD (Count to be filled, not %age)	161	104
2	Courses that are being Taught by Industry Experts/Professor of Practice.	16	9
3	New Course Introduction	16	0
4	Value Added/ Add-on / Certificate Programs/MOOCs / SWAYAM / e_Pathshala/ NPTEL	3	0
5	% Student Participation in Above	2800	0
6	Programs that has field projects/research projects/ internships	3	2
7	Field Visit/Internship/Projects	2680	414
8	Feedback Mechanism, Students, Teachers, Employers, Alumni, Academic peers	80	0
9	Feedback Analysis & Action taken	1	0
10	Slow Learner & Advance Learner	1	0
11	Mentor : Mentee Mechanism	1	0
12	Course Outcome Attainment	161	0
13	Program Outcome Mapping & Attainment	2	0
14	Paper Publication (UGC Care / Scopus/SCI /WOS/other)	160	59
15	Book / Book Chapter / Conference	158	11
16	Patent A/P/G	15	9
17	Seed Money for teachers (In Lakhs)	6	0
18	Consultancy & Corporate Training (In Lakhs)	17	0
19	Govt. /Non Govt. research Project (In Lakhs)	58	0
20	Incubation & startups	6	0
21	PHD Awarded per research Guide	35	2
22	Workshop on IPR/ Research Methodology / Entrepreneurship	5	0
23	e-Content Development	12	0
24	Awards Extension	3	10
25	Extension/ NSS/NCC Activities	3	0
26	% of Students Participation (Count to be filled, not %age)	3774	0
27	Activities under MoU's	6	0
28	MoU's ( Industry & Academia)	10	0
29	Career counselling and guidance for competitive examinations	1000	677
30	Capacity development and skills enhancement initiatives	50	13
31	Awards to Sports & Cultural	50	0
32	Financial support to attend conferences	80	0
33	Teacher Participation in Professional Development Events	90	0

## i. School of Nursing

SNo.	Parameters/Components	Target	Achieved
1	% Courses with EM/EN/SD (Count to be filled, not %age)	41	49
2	Courses that are being Taught by Industry Experts/Professor of Practice.	5	5
3	New Course Introduction	4	4
4	Value Added/ Add-on / Certificate Programs/MOOCs / SWAYAM / e_Pathshala/ NPTEL	3	2
5	% Student Participation in Above	217	232
6	Programs that has field projects/research projects/ internships	1	1
7	Field Visit/Internship/Projects	122	235
8	Feedback Mechanism, Students, Teachers, Employers, Alumni, Academic peers	80	80
9	Feedback Analysis & Action taken	1	1
10	Slow Learner & Advance Learner	1	1
11	Mentor : Mentee Mechanism	1	1
12	Course Outcome Attainment	49	0
13	Program Outcome Mapping & Attainment	1	0
14	Paper Publication (UGC Care / Scopus/SCI /WOS/other)	61	0
15	Book / Book Chapter / Conference	50	0
16	Patent A/P/G	5	10
17	Seed Money for teachers (In Lakhs)	2.4	0
18	Consultancy & Corporate Training (In Lakhs)	9	0
19	Govt. /Non Govt. research Project (In Lakhs)	14	0
20	Incubation & startups	2	0
21	PHD Awarded per research Guide	0	0
22	Workshop on IPR/ Research Methodology / Entrepreneurship	2	2
23	e-Content Development	4	1
24	Awards Extension	1	22
25	Extension/ NSS/NCC Activities	3	3
26	% of Students Participation (Count to be filled, not %age)	185	117
27	Activities under MoU's	8	11
28	MoU's ( Industry & Academia)	8	11
29	Career counselling and guidance for competitive examinations	195	195
30	Capacity development and skills enhancement initiatives	2	15
31	Awards to Sports & Cultural	2	3
32	Financial support to attend conferences	16	0
33	Teacher Participation in Professional Development Events	17	12

## j. School of Agriculture

SNo.	Parameters/Components	Target	Achieved
1	% Courses with EM/EN/SD (Count to be filled, not %age)	133	134
2	Courses that are being Taught by Industry Experts/Professor of Practice.	7	9
3	New Course Introduction	13	1
4	Value Added/ Add-on / Certificate Programs/MOOCs / SWAYAM / e_Pathshala/ NPTEL	2	2
5	% Student Participation in Above	527	530
6	Programs that has field projects/research projects/ internships	2	3
7	Field Visit/Internship/Projects	348	547
8	Feedback Mechanism, Students, Teachers, Employers, Alumni, Academic peers	80	80
9	Feedback Analysis & Action taken	1	134
10	Slow Learner & Advance Learner	1	9
11	Mentor : Mentee Mechanism	1	1
12	Course Outcome Attainment	133	2
13	Program Outcome Mapping & Attainment	3	530
14	Paper Publication (UGC Care / Scopus/SCI /WOS/other)	20	52
15	Book / Book Chapter / Conference	20	26
16	Patent A/P/G	25	2
17	Seed Money for teachers (In Lakhs)	1.5	0
18	Consultancy & Corporate Training (In Lakhs)	7	3
19	Govt. /Non Govt. research Project (In Lakhs)	14	0
20	Incubation & startups	3	0
21	PHD Awarded per research Guide	0	0
22	Workshop on IPR/ Research Methodology / Entrepreneurship	1	18
23	e-Content Development	13	33
24	Awards Extension	1	2
25	Extension/ NSS/NCC Activities	2	0
26	% of Students Participation (Count to be filled, not %age)	527	3
27	Activities under MoU's	3	0
28	MoU's ( Industry & Academia)	9	2
29	Career counselling and guidance for competitive examinations	527	0
30	Capacity development and skills enhancement initiatives	2	12
31	Awards to Sports & Cultural	2	13
32	Financial support to attend conferences	18	1
33	Teacher Participation in Professional Development Events	24	13

## k. School of LAW

SNo.	Parameters/Components	Target	Achieved
1	% Courses with EM/EN/SD (Count to be filled, not %age)	359	359
2	Courses that are being Taught by Industry Experts/Professor of Practice.	36	8
3	New Course Introduction	35	35
4	Value Added/ Add-on / Certificate Programs/MOOCs / SWAYAM / e_Pathshala/ NPTEL	3	0
5	% Student Participation in Above	1062	71
6	Programs that has field projects/research projects/ internships	2	5
7	Field Visit/Internship/Projects	727	290
8	Feedback Mechanism, Students, Teachers, Employers, Alumni, Academic peers	80	0
9	Feedback Analysis & Action taken	1	359
10	Slow Learner & Advance Learner	1	8
11	Mentor : Mentee Mechanism	1	35
12	Course Outcome Attainment	364	0
13	Program Outcome Mapping & Attainment	5	71
14	Paper Publication (UGC Care / Scopus/SCI /WOS/other)	110	45
15	Book / Book Chapter / Conference	82	5
16	Patent A/P/G	0	0
17	Seed Money for teachers (In Lakhs)	2.6	0
18	Consultancy & Corporate Training (In Lakhs)	9	0
19	Govt. /Non Govt. research Project (In Lakhs)	9	0
20	Incubation & startups	2	0
21	PHD Awarded per research Guide	12	0
22	Workshop on IPR/ Research Methodology / Entrepreneurship	1	26
23	e-Content Development	8	125
24	Awards Extension	1	1
25	Extension/ NSS/NCC Activities	3	0
26	% of Students Participation (Count to be filled, not %age)	995	0
27	Activities under MoU's	4	0
28	MoU's ( Industry & Academia)	6	0
29	Career counselling and guidance for competitive examinations	1006	4
30	Capacity development and skills enhancement initiatives	1	1
31	Awards to Sports & Cultural	2	0
32	Financial support to attend conferences	30	1
33	Teacher Participation in Professional Development Events	44	1

## l. School of Finance & Commerce

SNo.	Parameters/Components	Target	Achieved
1	% Courses with EM/EN/SD (Count to be filled, not %age)	68	111
2	Courses that are being Taught by Industry Experts/Professor of Practice.	7	7
3	New Course Introduction	12	24

4	Value Added/ Add-on / Certificate Programs/MOOCs / SWAYAM / e_Pathshala/ NPTEL	2	2
5	% Student Participation in Above	358	384
6	Programs that has field projects/research projects/ internships	2	3
7	Field Visit/Internship/Projects	115	549
8	Feedback Mechanism, Students, Teachers, Employers, Alumni, Academic peers	80	80
9	Feedback Analysis & Action taken	1	0
10	Slow Learner & Advance Learner	1	0
11	Mentor : Mentee Mechanism	1	1
12	Course Outcome Attainment	68	0
13	Program Outcome Mapping & Attainment	1	0
14	Paper Publication (UGC Care / Scopus/SCI /WOS/other)	30	8
15	Book / Book Chapter / Conference	30	3
16	Patent A/P/G	2	1
17	Seed Money for teachers (In Lakhs)	2.8	0
18	Consultancy & Corporate Training (In Lakhs)	7	0
19	Govt. /Non Govt. research Project (In Lakhs)	11	0
20	Incubation & startups	5	0
21	PHD Awarded per research Guide	0	0
22	Workshop on IPR/ Research Methodology / Entrepreneurship	3	3
23	e-Content Development	5	7
24	Awards Extension	2	1
25	Extension/ NSS/NCC Activities	4	2
26	% of Students Participation (Count to be filled, not %age)	593	23
27	Activities under MoU's	2	2
28	MoU's ( Industry & Academia)	2	1
29	Career counselling and guidance for competitive examinations	741	658
30	Capacity development and skills enhancement initiatives	2	3
31	Awards to Sports & Cultural	2	1
32	Financial support to attend conferences	11	0
33	Teacher Participation in Professional Development Events	14	14

### m. Department of Physiotherapy

SNo.	Parameters/Components	Target	Achieved
1	% Courses with EM/EN/SD (Count to be filled, not %age)	319	159
2	Courses that are being Taught by Industry Experts/Professor of Practice.	31	14
3	New Course Introduction	30	52
4	Value Added/ Add-on / Certificate Programs/MOOCs / SWAYAM / e_Pathshala/ NPTEL	2	2
5	% Student Participation in Above	675	900
6	Programs that has field projects/research projects/ internships	3	2
7	Field Visit/Internship/Projects	489	262
8	Feedback Mechanism, Students, Teachers, Employers, Alumni, Academic peers	80	90
9	Feedback Analysis & Action taken	1	1
10	Slow Learner & Advance Learner	1	1
11	Mentor : Mentee Mechanism	1	1
12	Course Outcome Attainment	355	0
13	Program Outcome Mapping & Attainment	3	0
14	Paper Publication (UGC Care / Scopus/SCI /WOS/other)	64	68
15	Book / Book Chapter / Conference	64	5
16	Patent A/P/G	26	8
17	Seed Money for teachers (In Lakhs)	1.5	0
18	Consultancy & Corporate Training (In Lakhs)	5.7	0
19	Govt. /Non Govt. research Project (In Lakhs)	21.7	0
20	Incubation & startups	1	3
21	PHD Awarded per research Guide	0	0
22	Workshop on IPR/ Research Methodology / Entrepreneurship	2	6
23	e-Content Development	6	5
24	Awards Extension	1	0
25	Extension/ NSS/NCC Activities	2	7
26	% of Students Participation (Count to be filled, not %age)	445	480
27	Activities under MoU's	2	1
28	MoU's ( Industry & Academia)	1	11
29	Career counselling and guidance for competitive examinations	445	407
30	Capacity development and skills enhancement initiatives	1	0
31	Awards to Sports & Cultural	1	0
32	Financial support to attend conferences	25	0
33	Teacher Participation in Professional Development Events	30	12

## n. Department of Paramedical

SNo.	Parameters/Components	Target	Achieved
1	% Courses with EM/EN/SD (Count to be filled, not %age)	214	231
2	Courses that are being Taught by Industry Experts/Professor of Practice.	25	5
3	New Course Introduction	21	22
4	Value Added/ Add-on / Certificate Programs/MOOCs / SWAYAM / e_Pathshala/ NPTEL	2	3
5	% Student Participation in Above	334	431
6	Programs that has field projects/research projects/ internships	3	3
7	Field Visit/Internship/Projects	165	259
8	Feedback Mechanism, Students, Teachers, Employers, Alumni, Academic peers	80	200
9	Feedback Analysis & Action taken	1	1
10	Slow Learner & Advance Learner	1	0
11	Mentor : Mentee Mechanism	1	0
12	Course Outcome Attainment	256	0
13	Program Outcome Mapping & Attainment	7	0
14	Paper Publication (UGC Care / Scopus/SCI /WOS/other)	70	19
15	Book / Book Chapter / Conference	66	0
16	Patent A/P/G	56	0
17	Seed Money for teachers (In Lakhs)	2	0
18	Consultancy & Corporate Training (In Lakhs)	4.3	0
19	Govt. /Non Govt. research Project (In Lakhs)	16.3	0
20	Incubation & startups	2	3
21	PHD Awarded per research Guide	0	0
22	Workshop on IPR/ Research Methodology / Entrepreneurship	2	2
23	e-Content Development	6	6
24	Awards Extension	1	0
25	Extension/ NSS/NCC Activities	2	2
26	% of Students Participation (Count to be filled, not %age)	476	180
27	Activities under MoU's	8	1
28	MoU's ( Industry & Academia)	0	11
29	Career counselling and guidance for competitive examinations	452	91
30	Capacity development and skills enhancement initiatives	1	0
31	Awards to Sports & Cultural	1	0
32	Financial support to attend conferences	17	0
33	Teacher Participation in Professional Development Events	16	16

## o. Department of Civil Engineering

SNo.	Parameters/Components	Target	Achieved
1	% Courses with EM/EN/SD (Count to be filled, not %age)	43	43
2	Courses that are being Taught by Industry Experts/Professor of Practice.	4	2
3	New Course Introduction	5	2
4	Value Added/ Add-on / Certificate Programs/MOOCs / SWAYAM / e_Pathshala/ NPTEL	1	5
5	% Student Participation in Above	142	0
6	Programs that has field projects/research projects/ internships	2	4
7	Field Visit/Internship/Projects	85	54
8	Feedback Mechanism, Students, Teachers, Employers, Alumni, Academic peers	80	80
9	Feedback Analysis & Action taken	1	0
10	Slow Learner & Advance Learner	1	0
11	Mentor : Mentee Mechanism	1	1
12	Course Outcome Attainment	43	0
13	Program Outcome Mapping & Attainment	5	0
14	Paper Publication (UGC Care / Scopus/SCI /WOS/other)	16	5
15	Book / Book Chapter / Conference	16	0
16	Patent A/P/G	21	2
17	Seed Money for teachers (In Lakhs)	2.5	0
18	Consultancy & Corporate Training (In Lakhs)	6	0
19	Govt. /Non Govt. research Project (In Lakhs)	5	1
20	Incubation & startups	5	2
21	PHD Awarded per research Guide	0	0
22	Workshop on IPR/ Research Methodology / Entrepreneurship	2	1
23	e-Content Development	7	0
24	Awards Extension	1	10
25	Extension/ NSS/NCC Activities	2	20
26	% of Students Participation (Count to be filled, not %age)	142	83
27	Activities under MoU's	2	2
28	MoU's ( Industry & Academia)	2	3
29	Career counselling and guidance for competitive examinations	142	187
30	Capacity development and skills enhancement initiatives	2	2
31	Awards to Sports & Cultural	1	1
32	Financial support to attend conferences	6	0
33	Teacher Participation in Professional Development Events	5	8

## p. School of Architecture & Design

SNo.	Parameters/Components	Target	Achieved
1	% Courses with EM/EN/SD (Count to be filled, not %age)	83	40
2	Courses that are being Taught by Industry Experts/Professor of Practice.	15	2
3	New Course Introduction	10	9
4	Value Added/ Add-on / Certificate Programs/MOOCs / SWAYAM / e_Pathshala/ NPTEL	1	1
5	% Student Participation in Above	164	53
6	Programs that has field projects/research projects/ internships	3	2
7	Field Visit/Internship/Projects	98	80
8	Feedback Mechanism, Students, Teachers, Employers, Alumni, Academic peers	80	80
9	Feedback Analysis & Action taken	1	1
10	Slow Learner & Advance Learner	1	0
11	Mentor : Mentee Mechanism	1	1
12	Course Outcome Attainment	83	0
13	Program Outcome Mapping & Attainment	2	0
14	Paper Publication (UGC Care / Scopus/SCI /WOS/other)	16	0
15	Book / Book Chapter / Conference	16	6
16	Patent A/P/G	0	0
17	Seed Money for teachers (In Lakhs)	1	0
18	Consultancy & Corporate Training (In Lakhs)	3	0
19	Govt. /Non Govt. research Project (In Lakhs)	1	0
20	Incubation & startups	1	0
21	PHD Awarded per research Guide	0	0
22	Workshop on IPR/ Research Methodology / Entrepreneurship	1	1
23	e-Content Development	1	0
24	Awards Extension	1	0
25	Extension/ NSS/NCC Activities	1	0
26	% of Students Participation (Count to be filled, not %age)	164	0
27	Activities under MoU's	0	0
28	MoU's ( Industry & Academia)	0	0
29	Career counselling and guidance for competitive examinations	164	51
30	Capacity development and skills enhancement initiatives	1	0
31	Awards to Sports & Cultural	1	0
32	Financial support to attend conferences	6	0
33	Teacher Participation in Professional Development Events	5	3

## q. School of Education

SNo.	Parameters/Components	Target	Achieved
1	% Courses with EM/EN/SD (Count to be filled, not %age)	52	52
2	Courses that are being Taught by Industry Experts/Professor of Practice.	7	4
3	New Course Introduction	2	2
4	Value Added/ Add-on / Certificate Programs/MOOCs / SWAYAM / e_Pathshala/ NPTEL	1	3
5	% Student Participation in Above	65	87
6	Programs that has field projects/research projects/ internships	2	2
7	Field Visit/Internship/Projects	38	76
8	Feedback Mechanism, Students, Teachers, Employers, Alumni, Academic peers	80	80
9	Feedback Analysis & Action taken	1	1
10	Slow Learner & Advance Learner	1	1
11	Mentor : Mentee Mechanism	1	1
12	Course Outcome Attainment	55	0
13	Program Outcome Mapping & Attainment	2	0
14	Paper Publication (UGC Care / Scopus/SCI /WOS/other)	27	4
15	Book / Book Chapter / Conference	18	1
16	Patent A/P/G	2	0
17	Seed Money for teachers (In Lakhs)	1.4	0
18	Consultancy & Corporate Training (In Lakhs)	4	0
19	Govt. /Non Govt. research Project (In Lakhs)	11	0
20	Incubation & startups	1	0
21	PHD Awarded per research Guide	5	0
22	Workshop on IPR/ Research Methodology / Entrepreneurship	1	2
23	e-Content Development	20	0
24	Awards Extension	0	0
25	Extension/ NSS/NCC Activities	2	11
26	% of Students Participation (Count to be filled, not %age)	84	330
27	Activities under MoU's	1	1
28	MoU's ( Industry & Academia)	1	1
29	Career counselling and guidance for competitive examinations	84	0
30	Capacity development and skills enhancement initiatives	2	11
31	Awards to Sports & Cultural	2	1
32	Financial support to attend conferences	6	0
33	Teacher Participation in Professional Development Events	6	15

## r. Department of Electrical, Electronic & Communication Engineering

SNo.	Parameters/Components	Target	Achieved
1	% Courses with EM/EN/SD (Count to be filled, not %age)	90	95
2	Courses that are being Taught by Industry Experts/Professor of Practice.	9	0
3	New Course Introduction	15	19
4	Value Added/ Add-on / Certificate Programs/MOOCs / SWAYAM / e_Pathshala/ NPTEL	2	1
5	% Student Participation in Above	33	14
6	Programs that has field projects/research projects/ internships	3	3
7	Field Visit/Internship/Projects	110	79
8	Feedback Mechanism, Students, Teachers, Employers, Alumni, Academic peers	80	80
9	Feedback Analysis & Action taken	1	1
10	Slow Learner & Advance Learner	0	1
11	Mentor : Mentee Mechanism	1	1
12	Course Outcome Attainment	95	0
13	Program Outcome Mapping & Attainment	8	0
14	Paper Publication (UGC Care / Scopus/SCI /WOS/other)	55	60
15	Book / Book Chapter / Conference	45	11
16	Patent A/P/G	50	56
17	Seed Money for teachers (In Lakhs)	2.8	0
18	Consultancy & Corporate Training (In Lakhs)	7	0
19	Govt. /Non Govt. research Project (In Lakhs)	22	0
20	Incubation & startups	6	1
21	PHD Awarded per research Guide	4	5
22	Workshop on IPR/ Research Methodology / Entrepreneurship	3	1
23	e-Content Development	8	16
24	Awards Extension	1	5
25	Extension/ NSS/NCC Activities	3	16
26	% of Students Participation (Count to be filled, not %age)	164	13
27	Activities under MoU's	8	3
28	MoU's ( Industry & Academia)	3	1
29	Career counselling and guidance for competitive examinations	164	152
30	Capacity development and skills enhancement initiatives	1	9
31	Awards to Sports & Cultural	1	2
32	Financial support to attend conferences	15	10
33	Teacher Participation in Professional Development Events	14	24

## s. School of Liberal Education

SNo.	Parameters/Components	Target	Achieved
1	% Courses with EM/EN/SD (Count to be filled, not %age)	480	325
2	Courses that are being Taught by Industry Experts/Professor of Practice.	59	66
3	New Course Introduction	48	67
4	Value Added/ Add-on / Certificate Programs/MOOCs / SWAYAM / e_Pathshala/ NPTEL	3	5
5	% Student Participation in Above	665	867
6	Programs that has field projects/research projects/ internships	7	10
7	Field Visit/Internship/Projects	446	932
8	Feedback Mechanism, Students, Teachers, Employers, Alumni, Academic peers	80	100
9	Feedback Analysis & Action taken	1	1
10	Slow Learner & Advance Learner	1	1
11	Mentor : Mentee Mechanism	1	1
12	Course Outcome Attainment	595	0
13	Program Outcome Mapping & Attainment	10	0
14	Paper Publication (UGC Care / Scopus/SCI /WOS/other)	95	37
15	Book / Book Chapter / Conference	70	57
16	Patent A/P/G	1	10
17	Seed Money for teachers (In Lakhs)	3.2	0
18	Consultancy & Corporate Training (In Lakhs)	8	4.48
19	Govt. /Non Govt. research Project (In Lakhs)	10	2
20	Incubation & startups	0	0
21	PHD Awarded per research Guide	16	2
22	Workshop on IPR/ Research Methodology / Entrepreneurship	1	2
23	e-Content Development	10	3
24	Awards Extension	2	0
25	Extension/ NSS/NCC Activities	2	13
26	% of Students Participation (Count to be filled, not %age)	665	621
27	Activities under MoU's	2	14
28	MoU's ( Industry & Academia)	2	9
29	Career counselling and guidance for competitive examinations	665	532
30	Capacity development and skills enhancement initiatives	1	43
31	Awards to Sports & Cultural	2	33
32	Financial support to attend conferences	25	3
33	Teacher Participation in Professional Development Events	23	106

## t. School of Media Communication & Studies

SNo.	Parameters/Components	Target	Achieved
1	% Courses with EM/EN/SD (Count to be filled, not %age)	67	52
2	Courses that are being Taught by Industry Experts/Professor of Practice.	8	7
3	New Course Introduction	15	34
4	Value Added/ Add-on / Certificate Programs/MOOCs / SWAYAM / e_Pathshala/ NPTEL	2	2
5	% Student Participation in Above	286	135
6	Programs that has field projects/research projects/ internships	2	2
7	Field Visit/Internship/Projects	189	59
8	Feedback Mechanism, Students, Teachers, Employers, Alumni, Academic peers	80	80
9	Feedback Analysis & Action taken	1	1
10	Slow Learner & Advance Learner	1	1
11	Mentor : Mentee Mechanism	1	1
12	Course Outcome Attainment	74	0
13	Program Outcome Mapping & Attainment	3	0
14	Paper Publication (UGC Care / Scopus/SCI /WOS/other)	28	8
15	Book / Book Chapter / Conference	28	17
16	Patent A/P/G	1	0
17	Seed Money for teachers (In Lakhs)	3	0
18	Consultancy & Corporate Training (In Lakhs)	4	0
19	Govt. /Non Govt. research Project (In Lakhs)	11	0
20	Incubation & startups	3	1
21	PHD Awarded per research Guide	5	3
22	Workshop on IPR/ Research Methodology / Entrepreneurship	2	1
23	e-Content Development	5	0
24	Awards Extension	1	2
25	Extension/ NSS/NCC Activities	3	3
26	% of Students Participation (Count to be filled, not %age)	343	27
27	Activities under MoU's	2	4
28	MoU's ( Industry & Academia)	2	4
29	Career counselling and guidance for competitive examinations	343	494
30	Capacity development and skills enhancement initiatives	2	9
31	Awards to Sports & Cultural	2	3
32	Financial support to attend conferences	9	0
33	Teacher Participation in Professional Development Events	8	9

## u. School of Mechanical Engineering

SNo.	Parameters/Components	Target	Achieved
1	% Courses with EM/EN/SD (Count to be filled, not %age)	63	63
2	Courses that are being Taught by Industry Experts/Professor of Practice.	0	0
3	New Course Introduction	7	7
4	Value Added/ Add-on / Certificate Programs/MOOCs / SWAYAM / e_Pathshala/ NPTEL	2	2
5	% Student Participation in Above	6	6
6	Programs that has field projects/research projects/ internships	2	2
7	Field Visit/Internship/Projects	64	64
8	Feedback Mechanism, Students, Teachers, Employers, Alumni, Academic peers	80	80
9	Feedback Analysis & Action taken	1	1
10	Slow Learner & Advance Learner	1	1
11	Mentor : Mentee Mechanism	1	1
12	Course Outcome Attainment	0	0
13	Program Outcome Mapping & Attainment	0	0
14	Paper Publication (UGC Care / Scopus/SCI /WOS/other)	17	23
15	Book / Book Chapter / Conference	25	21
16	Patent A/P/G	57	64
17	Seed Money for teachers (In Lakhs)	0	0
18	Consultancy & Corporate Training (In Lakhs)	0	0
19	Govt. /Non Govt. research Project (In Lakhs)	0	0
20	Incubation & startups	1	1
21	PHD Awarded per research Guide	0	0
22	Workshop on IPR/ Research Methodology / Entrepreneurship	5	5
23	e-Content Development	15	15
24	Awards Extension	0	0
25	Extension/ NSS/NCC Activities	5	5
26	% of Students Participation (Count to be filled, not %age)	63	63
27	Activities under MoU's	2	2
28	MoU's ( Industry & Academia)	2	2
29	Career counselling and guidance for competitive examinations	120	120
30	Capacity development and skills enhancement initiatives	3	3
31	Awards to Sports & Cultural	1	1
32	Financial support to attend conferences	1	1
33	Teacher Participation in Professional Development Events	16	16

## v. School of Hospitality & Tourism

SNo.	Parameters/Components	Target	Achieved
1	% Courses with EM/EN/SD (Count to be filled, not %age)	46	78
2	Courses that are being Taught by Industry Experts/Professor of Practice.	6	6
3	New Course Introduction	5	6
4	Value Added/ Add-on / Certificate Programs/MOOCs / SWAYAM / e_Pathshala/ NPTEL	2	2
5	% Student Participation in Above	200	297
6	Programs that has field projects/research projects/ internships	2	2
7	Field Visit/Internship/Projects	60	156
8	Feedback Mechanism, Students, Teachers, Employers, Alumni, Academic peers	80	50
9	Feedback Analysis & Action taken	1	1
10	Slow Learner & Advance Learner	1	1
11	Mentor : Mentee Mechanism	1	1
12	Course Outcome Attainment	56	0
13	Program Outcome Mapping & Attainment	2	0
14	Paper Publication (UGC Care / Scopus/SCI /WOS/other)	35	0
15	Book / Book Chapter / Conference	40	0
16	Patent A/P/G	6	0
17	Seed Money for teachers (In Lakhs)	3	0
18	Consultancy & Corporate Training (In Lakhs)	8	0
19	Govt. /Non Govt. research Project (In Lakhs)	11	0
20	Incubation & startups	5	0
21	PHD Awarded per research Guide	0	0
22	Workshop on IPR/ Research Methodology / Entrepreneurship	3	4
23	e-Content Development	5	86
24	Awards Extension	4	7
25	Extension/ NSS/NCC Activities	6	3
26	% of Students Participation (Count to be filled, not %age)	593	109
27	Activities under MoU's	4	4
28	MoU's ( Industry & Academia)	3	5
29	Career counselling and guidance for competitive examinations	200	0
30	Capacity development and skills enhancement initiatives	2	0
31	Awards to Sports & Cultural	2	2
32	Financial support to attend conferences	8	0
33	Teacher Participation in Professional Development Events	10	8

## [8]. FUNDED EVENTS

Name of the Event	Starting Date	Funded by	Budget	Coordinator
Innovation Design and Entrepreneurship (IDE) Boot Camp	16-Mar-24	AICTE	₹869,000.00	Dr. Meenakshi Sharma
MoE's Innovation Cell Mentor-Mentee Program for IIC Institutions	29-Feb-24	MIC	₹225,000.00	Dr. Gaurav Kumar
School of Innovation Contest (SIC)	21-Feb-24	MIC	₹54,000.00	Dr. Meenakshi Sharma
Smart India Hackathon Hardware Edition-2023	15-Dec-23	MIC	₹2,010,000.00	Dr. Meenakshi Sharma
Science Technology and Innovation (STI) based Entrepreneurship Training Programme	24-Feb-24	MIC	₹260,000.00	Dr. Gaurav Kumar
Smart India Hackathon 2022 Hardware Edition	17-Aug-22	MIC	₹1,067,000.00	Vice Chancellor
Toycathon-physical Edition-2022	20-May-22	MIC	₹4,070,000.00	Vice Chancellor
AICTE Training and Learning ATAL Academe	27-May-21	AICTE	₹93,000.00	Dr. Gaurav Kumar
Intellectual Property Rights for Sustainable and Technological Developments	6 to 10 Feb-24	IEEE WOMEN	₹2,778,900.00	Dr. Deepak Kumar Soni Dr. Shrddha Sagar
International Conference on Computing, Power and Communication Technologies, 2024	9-Feb-24	IEEE	₹2,778,900.00	Dr. Avadhesh Kumar
Study of audience reception, motivation and effectiveness of SWAYAM based media courses	25-Nov-20	SWAYAM	₹400,000.00	Dr. A Ram Pandey
Ageing with Dignity: The Multidisciplinary Perspectives into The Problems and Prospects of Senior Citizens of India	20, 21-Mar-24		₹432,900.00	Prof (Dr) Anuradha Parasar
Hindu Semiotics: An Analysis of Hindu Marriage Rituals in Uttar Pradesh, Bihar and Uttarakhand	22-Dec-23		₹800,000.00	Dr. Vijay Kumar
DRDO Sponsored National Conference on Recent Trends in Research & Innovation: An Application of AI in Pharmaceutical Sciences & Healthcare System for the Development of API	27, 28 -Oct-23	DRDO	₹50,000.00	Dr. Prem Shankar Mishra
Fostering Indian Pharmaceutical Industries & Challenges in Sustainable Environment Development	27, 28 -Apr-24	CSTUP	₹50,000.00	Dr. Prem Shankar Mishra
International Conference On Technology Driven Agriculture for Future Challenges(ICTA 2023)	19-21 Dec-23		₹100,000.00	Dr. Jyoti Yadav
Farmers' Training On Production Of Basmati Rice For Export Bedf, Apeda, Govt. Of India	28-Mar-23		₹192,500.00	Dr. Jyoti Yadav
Skill development program for core engineering braches of diploma students	12-Mar-24		₹3,040,000.00	Mr. Mohit Gaharwar
GPS, IoT and voice enabled smart stick Visually impaired people	20-Sep-22		₹270,000.00	Dr. Vineeta Khemchandani
Insights into the neuroprotective pathway of Withanolide A by targeting PARP-1 mediated parthnatos in ischemic rat model	20-Jun-24	CSIR	11,81,500 + JRF Salary for 2 years	Dr. Sumedha Mukherjee
National Institute of Social Defence, Ministry of Social Justice & Empowerment. Government of India	March, 2024	NISD	394,900	Prof. Anuradha Parasar

## [9]. ACADEMIC AUDITS

### 9.i. Internal Academic Audit Schedules

#### a. Audited by

- IQAC Team
- Dr. Meenakshi Sharma (IQAC Director)
- Dr. Deepika Paliwal
- Dr. Aradhana Dutt Jauhari
- Dr. Shweta Thakur
- Dr. Shrddha Sagar
- Dr. Divya Tripathi
- Dr. Pardeep Singh
- Dr. T Ganesh Kumar
- Dr. Usha Chauhan
- **VC Nominee**
- Dr. Raghavendran Venugopal
- Dr. Sabhanayagam T

#### b. Audit Schedule

SNo.	Department Name	Audit 1 [Date &Time]	Audit 2 [Date &Time]	Audit 3 [Date &Time]
1	Department of Nursing	Friday, Feb 23, 2024 11:00 AM- 04:30 PM	Monday, Jun 24, 2024 11:00 AM- 04:30 PM	Friday, Sep 20, 2024 11:00 AM- 04:30 PM
2	Department of Education	Tuesday, Feb 29, 2024 11:00 AM- 04:30 PM	Thursday, Jun 20, 2024 11:00 AM- 04:30 PM	Thursday, Sep 24, 2024 11:00 AM- 04:30 PM
3	Department of Agriculture	Tuesday, Mar 3, 2024 11:00 AM- 04:30 PM	Friday, Jun 21, 2024 11:00 AM- 04:30 PM	Friday, Sep 25, 2024 11:00 AM- 04:30 PM
4	Department of Paramedical and Allied Health Science	Wednesday, Apr 10, 2024 11:00 AM- 04:30 PM	Wednesday, Jun 12, 2024 11:00 AM- 04:30 PM	Saturday, Sep 26, 2024 11:00 AM- 04:30 PM
5	Department of Physiotherapy	Wednesday, Apr 10, 2024 11:00 AM- 04:30 PM	Wednesday, Jun 12, 2024 11:00 AM- 04:30 PM	Saturday, Sep 26, 2024 11:00 AM- 04:30 PM
6	Department of Architecture & Design	Tuesday, Mar 3, 2024 11:00 AM- 04:30 PM	Friday, Jun 14, 2024 11:00 AM- 04:30 PM	Friday, Sep 27, 2024 11:00 AM- 04:30 PM
7	Department of Civil Engineering	Thursday, Feb 22, 2024 11:00 AM- 04:30 PM	Thursday, Jun 13, 2024 11:00 AM- 04:30 PM	Tuesday, Oct 1, 2024 11:00 AM- 04:30 PM
8	Department of Elect. Electronics & Comm. Engg	Tuesday, Mar 19, 2024 11:00 AM- 04:30 PM	Thursday, Jun 13, 2024 11:00 AM- 04:30 PM	Thursday, Oct 3, 2024 11:00 AM- 04:30 PM
9	Department of Mechanical Engineering	Thursday, Feb 22, 2024 11:00 AM- 04:30 PM	Thursday, Jun 13, 2024 11:00 AM- 04:30 PM	Friday, Oct 4, 2024 11:00 AM- 04:30 PM
10	Department of Biological and Life Sciences	Friday, Apr 19, 2024 11:00 AM- 04:30 PM	Friday, Jun 21, 2024 11:00 AM- 04:30 PM	Monday, Oct 7, 2024 11:00 AM- 04:30 PM
11	Department of Basic Science	Thursday, Apr 18, 2024 11:00 AM- 04:30 PM	Thursday, Jun 13, 2024 11:00 AM- 04:30 PM	Tuesday, Oct 8, 2024 11:00 AM- 04:30 PM
12	Department of Hospitality and Tourism	Monday, Feb 26, 2024 11:00 AM- 04:30 PM	Friday, Jun 14, 2024 11:00 AM- 04:30 PM	Wednesday, Oct 9, 2024 11:00 AM- 04:30 PM
13	Department of Mass Communication	Tuesday, Feb 27, 2024 11:00 AM- 04:30 PM	Tuesday, Jun 18, 2024 11:00 AM- 04:30 PM	Thursday, Oct 10, 2024 11:00 AM- 04:30 PM
14	Department of Humanities	Tuesday, Feb 20, 2024 11:00 AM- 04:30 PM	Monday, Jun 24, 2024 11:00 AM- 04:30 PM	Tuesday, Oct 15, 2024 11:00 AM- 04:30 PM

SNo.	Department Name	Audit 1 [Date &Time]	Audit 2 [Date &Time]	Audit 3 [Date &Time]
15	Department of Management	Thursday, Apr 25, 2024 11:00 AM- 04:30 PM	Wednesday, Jun 12, 2024 11:00 AM- 04:30 PM	Wednesday, Oct 16, 2024 11:00 AM- 04:30 PM
16	Department of Law	Thursday, Mar 14, 2024 11:00 AM- 04:30 PM	Tuesday, Jun 18, 2024 11:00 AM- 04:30 PM	Thursday, Oct 17, 2024 11:00 AM- 04:30 PM
17	Department of Pharmacy	Saturday, Mar 16, 2024 11:00 AM- 04:30 PM	Thursday, Jun 20, 2024 11:00 AM- 04:30 PM	Friday, Oct 18, 2024 11:00 AM- 04:30 PM
18	Department of Computer Science &Engineering	Wednesday, May 1, 2024 11:00 AM- 04:30 PM	Tuesday, Jun 11, 2024 11:00 AM- 04:30 PM	Tuesday, Oct 22, 2024 11:00 AM- 04:30 PM
19	Department of Biomedical Sciences	Monday, Apr 22, 2024 11:00 AM- 04:30 PM	Wednesday, Jun 19, 2024 11:00 AM- 04:30 PM	Wednesday, Oct 23, 2024 11:00 AM- 04:30 PM
20	Department of Computer Applications & Technology	Friday, May 10, 2024 11:00 AM- 04:30 PM	Tuesday, Jun 11, 2024 11:00 AM- 04:30 PM	Thursday, Oct 24, 2024 11:00 AM- 04:30 PM
21	Department of Finance and Commerce	Monday, Mar 11, 2024 11:00 AM- 04:30 PM	Friday, Jun 14, 2024 11:00 AM- 04:30 PM	Friday, Oct 25, 2024 11:00 AM- 04:30 PM
22	Department of Polytechnic		Wednesday, Jun 19, 2024 11:00 AM- 04:30 PM	Tuesday, Oct 29, 2024 11:00 AM- 04:30 PM

## 9.ii. Audit Checklist

### a. Audit 1 Checklist

SL No.	Audit Parameter	Status	Remark/Suggestion/ Recommendation
1	Number of programs offered during the year 1. Program Name and Number 2. Program Structure downloaded from iCloud with scheme. 3. Details in website		
2	Course File for the academic session 2023-24		
3	Course File for the academic session, 2022-23 if any		
4	QCM file for final year 2023-24 QCM 1 Should be done just after IA1 to identify slow learner/fast learner, gaps and action taken. also discuss the student's feedback course wise. Similarly, QQCM -II after Midterm and QCM-III will be after IA2, respectively with the same parameters. (As per QCM format )		
5	BOS file for the academic session 2023- 24 1. Circular of BoS. 2. Agenda and MOM 3. Composition of BoS 4. Supporting Documents related to Agenda 5. Attendance.		
6	Structured feedback for design and review of syllabus – semester wise / year wise is received from 1) Students, 2) Teachers, 3) Employers, 4) Alumni 5) Parents for design and review of syllabus- NA (It is to be done by Criteria-1 coordinator in the month of April 2024. )		
7	Feedback reports from I cloud PCs have to download-PC		
8	Faculty Personal Files(As per the Personal file index)		
9	Research data (Faculty wise total no of journal publications- SCI, WOS, Scopus; Edited-Authored books, book chapters, Patents, Conference proceedings-full length papers in the academic year 2023-24. Details Required- Title of Paper/ Book Chapter; Journal/ Book/Conference Proceeding Details; ISBN/ISSN Number/ DOI/ Link of		

SL No.	Audit Parameter	Status	Remark/Suggestion/ Recommendation
6	Structured feedback for design and review of syllabus – semester wise / year wise is received from 1) Students, 2) Teachers, 3) Employers, 4) Alumni 5) Parents for design and review of syllabus-NA (It is to be done by Criteria-1 coordinator in the month of April 2024. )		
7	Feedback reports from I cloud PCs have to download-PC		
8	Faculty Personal Files(As per the Personal file index)		
9	Research data (Faculty wise total no of journal publications-SCI, WOS, Scopus; Edited-Authored books, book chapters, Patents, Conference proceedings-full length papers in the academic year 2023-24. Details Required- Title of Paper/ Book Chapter; Journal/ Book/ Conference Proceeding Details; ISBN/ISSN Number/ DOI/ Link of the Journal, Research Paper		
10	Sign off of all faculty to be taken by the research coordinators regarding uploading of all research data in the Central repository.		
11	Ph.D. files List of PhD Students enrolled in the year 2023-24 List of PhD Scholars availing SRF/JRF/ Any other research scholarship (Grant Letter) PhD Supervisor List PhD Scholar Supervisor Allocation Details of the Schools List of PhD Awarded (Notifications/ Degree as a proof) Progress status of PhD Research Scholars(DC Details)		
12	E-content is developed by teachers: 1. For e-PG-Pathshala, 2. For CEC (Under Graduate), 3. For SWAYAM, 4. For other MOOCs platform, Any other 5. Government Initiatives 6. For Institutional LMS List of faculty with designation and title of E-Content with web link.		
13	Revenue generated from consultancy and corporate training during the year 2023-24 (INR in Lakhs) List of faculty name with following details: 1. Title of consultancy and corporate training 2. Name of organization where consultancy and corporate training provided 3. Amount of Revenue generated 4. Grant Letter		
14	Number of functional MoUs with institutions/ industries in India and abroad for internship, on-the-job training, project work, student / faculty exchange and collaborative research during the year. 1. List of MOU's with duration and activities planned under it. 2. Proof of MOU's 3. Proof of Activities conducted under MOU 4. Activity report in standard format with attendance		
15	Total number of teachers undergoing online/ face-to-face Faculty Development Programmes (FDP)during the year (Professional Development Programmes, Orientation / Induction Programmes, Refresher Course, Short Term Course) 1. Details of all F.D.P./ Orientation/ Induction Programme attended by the Faculty 2. Proof of the F.D.P./ Orientation/ Induction Programme attended		

## b. Audit 2 Checklist

SL No.	Audit Parameter	Status	Remark/Suggestion/ Recommendation (for improvement to be done before next audit)
1	BOS file for the academic session 2023- 24 <ul style="list-style-type: none"> <li>o Circular of BoS.</li> <li>o Agenda and MOM</li> <li>o Composition of BoS</li> <li>o Supporting Documents related to Agenda</li> <li>o Attendance.</li> </ul>		
2	Number of programs offered during the year <ul style="list-style-type: none"> <li>o Program Name and Number</li> <li>o Program Structure downloaded from iCloud with scheme.</li> <li>o Details mentioned in university website</li> </ul>		
3	% Courses with EM/EN/SD (Count to be filled, not %age)		
4	Courses that are being Taught by Industry Experts / Professor of Practice. ( Minimum 10% of courses out of total number of courses offered should have atleast 20% of course content to be delivered by external expert )		
5	Percentage of Programs where syllabus revision was carried out during the year		
6	Percentage of Programs in which Choice Based Credit System / Elective Courses System has been Implemented		
7	New Course Introduction (Minimum 20% new courses to be introduced out of the total number of Courses that are being offered)		
8	Value Added/ Add on / Certificate Programs/MOOCs / SWAYAM / e_Pathshala/ NPTEL		
9	% Student Participation in Above Value Added/ Add on / Certificate Programs/MOOCs / SWAYAM / e-Pathshala/ NPTEL(Count to be filled, not %age)		
10	Programs that has components of field projects / research projects / internships		
11	Field Visit/Internship/Project Based Learning		
12	Students Projects- Minor and Capstone Projects		
13	Structured feedback for design and review of syllabus – semester wise / year wise is received from 1) Students, 2) Teachers, 3) Employers, 4) Alumni 5) Parents for design and review of syllabus- Feedback Analysis & Action taken		
14	Slow Learner & Advance Learner		
15	Mentor : Mentee Mechanism		
16	Course Outcome Attainment		
17	Program Outcome Mapping & Attainment		
18	Course Files		
19	QCM files for year 2023-24 <ul style="list-style-type: none"> <li>QCM-I, (Feedback, MOM, ATR report)</li> <li>QCM -II File (Feedback, MOM, ATR report)</li> <li>QCM-III File (Feedback, MOM, ATR report)</li> </ul>		
20	Feedback reports from iCloud (PCs have to download)		
21	Faculty Personal Files(As per the Personal file index)		

SL No.	Audit Parameter	Status	Remark/Suggestion/ Recommendation (for improvement to be done before next audit)
22	Ph.D. files <ul style="list-style-type: none"> <li>o List of PhD Students enrolled in the year 2023-24</li> <li>o List of PhD Scholars availing SRF/JRF/ Any other research scholarship (Grant Letter)</li> <li>o PhD Supervisor List</li> <li>o PhD Scholar Supervisor Allocation Details of the Schools</li> <li>o List of PhD Awarded (Notifications/ Degree as a proof)</li> <li>o Progress status of PhD Research Scholars(DC Details)</li> </ul>		
23	E-content is developed by teachers: 1. For e-PG-Pathshala, 2. For CEC (Under Graduate), 3. For SWAYAM, 4. For other MOOCs platform, 5. Any other Government Initiatives 6. For Institutional LMS <ul style="list-style-type: none"> <li>o List of faculty with designation and title of E-Content with web link.</li> </ul>		
24	Revenue generated from consultancy and corporate training during the year 2023- 24 (INR in Lakhs) List of faculty name with following details: <ul style="list-style-type: none"> <li>o Title of consultancy and corporate training</li> <li>o Name of organization where consultancy and corporate training provided</li> <li>o Amount of Revenue generated</li> <li>o Grant Letter</li> </ul>		
25	Number of functional MoUs with institutions/ industries in India and abroad for internship, on-the-job training, project work, student / faculty exchange and collaborative research during the year. <ul style="list-style-type: none"> <li>o List of MOU's with duration and activities planned under it.</li> <li>o Proof of MOU's</li> <li>o Proof of Activities conducted under MOU</li> <li>o Activity report in standard format with attendance</li> </ul>		
26	Teachers receiving national/ international fellowship/financial support by various agencies for advanced studies/ research during the year		
27	Seed Money for teachers (In Lakhs) (Seed Money for research <1 Lakh not to be included here)		
28	Govt. /Non Govt. research Project (In Lakhs)		
29	Incubation & startups		
30	Research Paper Publication (UGC Care/Scopus/ WOS/Others)		
31	Books /Book Chapters		
32	Patents (A/P/G)		
33	Sign off of all faculty to be taken by the research coordinators regarding uploading of all research data in the Central repository		
34	Workshop on IPR/ Research Methodology / Entrepreneurship		
35	Awards Extension		
36	Extension/ NSS/NCC Activities		
37	% of Students Participation (Count to be filled, not %age)		
38	Career counselling and guidance for competitive examinations		
39	Financial support to attend conferences		

SL No.	Audit Parameter	Status	Remark/Suggestion/ Recommendation (for improvement to be done before next audit)
40	Students benefited by scholarships, freeships, etc. provided by the institution, Government and non-government agencies (NGOs) during the year (other than the students receiving scholarships under the government schemes for reserved categories)		
41	Capacity development and skills enhancement initiatives are taken by the institution 1. Soft skills, 2. Language and communication skills, 3. Life skills (Yoga, physical fitness, health and hygiene), 4. Awareness of trends in technology		
42	Students qualifying in state/ national/ international level examinations during the year (eg: NET/SLET/GATE/GMAT/CAT/GRE/TOEFL/Civil Services/State government examinations)		
43	Placement of outgoing students during the year		
44	Graduated students who have progressed to higher education (previous graduating batch)		
45	Awards/medals won by students for outstanding performance in sports/cultural activities at inter-university/state/national/international events (award for a team event should be counted as one) during the year		
46	Number of sports and cultural events / competitions organized by the department/school per year		
47	Professional development / administrative training programs organized by the institution for teaching and nonteaching staff during the year		
48	Total number of teachers undergoing online/ face-to-face Faculty Development Programmes (FDP) during the year (Professional Development Programmes, Orientation /Induction Programmes, Refresher Course, Short Term Course) <ul style="list-style-type: none"> <li>○ Details of all F.D.P./ Orientation/ Induction Programme attended by the Faculty</li> <li>○ Proof of the F.D.P./ Orientation/ Induction Programme attended</li> </ul>		
49	Industry-sponsored Laboratory		
50	Funded Event Organization		
51	Invited/Guest Lectures Delivered by the Teacher at other Institution		
52	Association with any Professional Society events & Bilateral Collaboration or Visiting Faculty		
53	Alumni Events		
54	Orientation/ Induction Programmes /Refresher Courses/ Short Term Courses		
55	Number of Professional Certifications done by the Students		
56	Strength of the Department		
57	Weakness of the Department		
58	Overall Report and Suggestion for Improvement		

### c. Audit 3 Checklist

SL No.	Criteria	Audit Parameter	Status	Action Required
1	Criteria-1	1.1.1: Courses that are being Taught by Industry Experts / Professor of Practice		
		1.1.2: Percentage of Programs where syllabus revision was carried out during the year		
		1.1.3: % Courses with EM/EN/SD (Count to be filled, not %age)		
		1.2.1: New Course Introduction		
		1.2.2: Percentage of Programs in which Choice Based Credit System / Elective Courses System has been Implemented		
		1.3.3: Programs that have components of field projects/research projects/internships		
		1.3.2: Value Added/ Add on / Certificate Programs/MOOCs / SWAYAM / e_Pathshala/ NPTEL		
		1.4.1/1.4.2: Feedback & ATR		
2	Criteria-2	2.1.1: Demand Ratio 2.1.1.1: Number of Sanctioned seats year-wise during 23-24, (only fresh admissions to be considered) 2.1.1.2: Number of admitted seats year-wise during 23-24 (only fresh admissions to be considered)		
		2.4.4: Average percentage of full-time teachers who received awards, recognition, and fellowships at State, National, and International levels from Government/Govt. Recognized bodies during the year & 3.4.2 The institution provides incentives to teachers who receive state, national, and international recognitions/awards 1. Commendation and monetary incentive at a University function 2. Commendation and medal at a University function 3. Certificate of honor 4. Announcement in the Newsletter/website		
	Criteria-2	2.5.1: Average number of days from the last date of last semester-end/year-end examination till the last date of declaration of results during 23-24		
		2.5.2: Percentage of student complaints/grievances about evaluation against the total number of students who appeared in the examinations during 23-24 2.5.2.1: Number of complaints/grievances about evaluation year-wise during 23-24 2.5.2.2: Total number of students who appeared in the examinations year-wise during 23-24		
		2.3.2: Mentor-Mentee File		
		Slow-Fast Learners File		
3	Criteria-3	3.1.2: The institution provides seed money to its teachers for research (average per year INR in Lakhs)		
		3.1.3: Percentage of teachers receiving national/ international fellowship/financial support by various agencies for advanced studies/ research during the year		
		3.1.4: Number of JRFs, SRFs, Post-Doctoral Fellows, Research Associates, and other research fellows enrolled in the institution during the year		
		3.1.6: Percentage of departments with UGC-SAP, CAS, DST-FIST, DBT, ICSSR, and other recognitions by national and international agencies (Data for the latest completed		
		3.2.1: Extramural funding for Research (Grants sponsored by non-government sources such as industry, corporate houses, international bodies for research projects) endowments, Chairs in the University during the year (INR in Lakhs)		

SL No.	Criteria	Audit Parameter	Status	Action Required
		3.2.2: Grants for research projects sponsored by government agencies during the last five years (INR in Lakhs)		
		3.2.3: Number of research projects per teacher funded by government and non-government agencies during the year		
		3.3.2: Number of workshops/seminars conducted on Research methodology, Intellectual Property Rights (IPR), entrepreneurship, and skill development during the year		
		3.3.2.1: Total number of workshops/seminars conducted on Research methodology, Intellectual Property Rights (IPR), entrepreneurship, and skill development year-wise during the year		
		3.3.3: Number of awards/recognitions received for research/innovations by the institution/teachers/research scholars/students during the year		
		3.3.3.1: Total number of awards/recognitions received for research/ innovations won by institution/teachers/research scholars/students year-wise during the year		
		3.4.3: Number of Patents published/awarded during the year		
		3.4.3.1: Total number of Patents published/awarded year-wise during the year		
		3.4.4: Number of Ph.D.'s awarded per teacher during the year		
		3.4.5: Number of research papers per teacher in the Journals notified on the UGC website during the year		
		3.4.5.1: Number of research papers in the Journals notified on the UGC website during the year		
		3.4.6: Number of books and chapters in edited volumes published per teacher during the year		
		3.4.6.1: Total number of books and chapters in edited volumes/books published, and papers in national/international conference-proceedings year-wise during the year		
		3.4.7: E-content is developed by teachers		
		4.3.5: The institution has the following Facilities for e-content development		
		1. Media center		
		2. Audiovisual center,		
		3. Lecture Capturing System (LCS)		
		4. Mixing equipment and software for editing		
		3.5.2: Revenue generated from consultancy and corporate training during the year (INR in Lakhs)		
		3.5.2.1: Total amount generated from consultancy and corporate training year-wise during the year (INR in lakhs)		
		3.6.2: Number of awards received by the Institution, its teachers, and students from Government /Government recognized bodies in recognition of the extension activities carried out during the year		
		3.6.2.1: Total number of awards and recognition received for extension activities from Government / government-recognized bodies year-wise during the year		
		3.6.3: Number of extension and outreach programs conducted by the institution through NSS/NCC/Red Cross/YRC etc. during the year (including Government programs such as Swatch Bharat, Aids Awareness, Gender Issue, etc. and those organized in collaboration with industry, community and NGOs)		

SL No.	Criteria	Audit Parameter	Status	Action Required
	Criteria-3	3.6.4: Average percentage of students participating in extension activities listed at 3.6.3 above during the year		
		3.7.1: Number of collaborative activities with other institutions/ research establishments/industry for research and academic development of faculty and students per year		
		3.7.1.1: Total number of Collaborative activities with other institutions/ research establishments/industries for research and academic development of faculty and students during the year		
		3.7.2: Number of functional MoUs with institutions/ industries in India and abroad for an internship, on-the-job training, project work, student/faculty exchange, and collaborative research during the year		
4	Criteria-5	3.7.2.1: Number of functional MoUs with institutions/ industries in India and abroad for an internship, on-the-job training, project work, student/faculty exchange, and collaborative research during the year		
		5.1.2: Average percentage of students benefited from career counselling and guidance for competitive examinations offered by the Institution during the last five years		
		5.1.3: Following Capacity development and skills enhancement initiatives are undertaken by the institution		
		1. Soft skills		
		2. Language and communication skills		
		3. Life skills (Yoga, physical fitness, health and hygiene, self-employment and entrepreneurial skills)		
		4. Awareness of trends in technology		
		5.2.1: Percentage of recently graduated students who have progressed to higher education (previous graduating batch)		
		5.2.2: Average percentage of placement of outgoing students during the last five years		
		5.2.3: Percentage of students qualifying in state/National/International level Examination during last five years (eg. SLET, NET, UPSC, etc)		
		5.2.3.1: Number of students qualifying in state/National/International level Examination during last five years (eg. SLET, NET, UPSC, etc)		
		5.3.1: Number of awards/medals won by students for outstanding performance		
5	Criteria-6	5.3.1.1: Number of awards/medals won by students for outstanding performance in sports/cultural activities at inter-university/state/ national/international level (award for a team event should be counted as one) year-wise during the last five years		
		5.3.3: The institution conducts /organizes the following activities like Sports, Cultural, Technical and Others.		
		6.3.2: Average percentage of teachers provided with financial support to attend conferences/workshops and towards membership fee of professional bodies during the year		
		6.3.3: Average number of professional development / administrative training programs organized by the institution for teaching and non-teaching staff during the year		
		6.3.4: Total number of teachers undergoing online/ face-to-face Faculty Development Programmes (FDP) during the year		

SL No.	Criteria	Audit Parameter	Status	Action Required
		(Professional Development Programmes, Orientation / Induction Programmes, Refresher Courses, Short Term Courses)		
		6.4.2: Funds / Grants received from government bodies during the year for development and maintenance of infrastructure (not covered under Criteria III and V ) (INR in Lakhs)		
		6.4.3: Funds / Grants received from non-government bodies, individuals, and philanthropists during the year for development and maintenance of infrastructure (not covered under Criteria III and V ) (INR in Lakhs)		
		6.5.2: The institution has adopted the following for Quality assurance 1. Academic Administrative Audit (AAA) and follow-up action taken Conferences, Seminars and, Workshops on quality conducted 3. Collaborative quality initiatives with other institution(s) 4. Orientation programme on quality issues for teachers and students 5. Participation in NIRF 6.Any other quality audit recognized by state, national or international agencies (ISO Certification, NBA)		
6		Comments		

### 9.iii. AAA Audit

S.No	Departments	Auditors	Date [Date & Time]
1	Departments of Pharmacy	External Auditors, Director IQAC and Core Team	Monday 23-Dec-2024 10:00 AM
2	Departments of Nursing	External Auditors, Director IQAC and Core Team	
3	Departments of Agriculture	External Auditors, Director IQAC and Core Team	
4	Departments of Architecture & Design	External Auditors, Director IQAC and Core Team	
5	Departments of Paramedical	External Auditors, Director IQAC and Core Team	Friday 03-Jan-2025 10:00 AM
	Departments of Physiotherapy	External Auditors, Director IQAC and Core Team	
6	Department of Civil Engineering	External Auditors, Director IQAC and Core Team	
	Department of Electrical, Electronic & Comm. Engg.	External Auditors, Director IQAC and Core Team	
	Department of Mechanical Engineering	External Auditors, Director IQAC and Core Team	
7	Department of Basic Science	External Auditors, Director IQAC and Core Team	Wednesday 15-Jan-2025 10:00 AM
8	Department of Biomedical Science	External Auditors, Director IQAC and Core Team	
9	Department of Computer Science & Engineering	External Auditors, Director IQAC and Core Team	
10	Departments of Computer Application & Technology	External Auditors, Director IQAC and Core Team	

11	Department of Finance & Commerce	External Auditors, Director IQAC and Core Team	Friday 17-Jan-2025 10:00 AM
12	Department of Hospitality & Tourism	External Auditors, Director IQAC and Core Team	
13	Departments of Management	External Auditors, Director IQAC and Core Team	
14	Department of LAW	External Auditors, Director IQAC and Core Team	
15	Department of Mass Communication	External Auditors, Director IQAC and Core Team	
16	Department of Education	External Auditors, Director IQAC and Core Team	Monday 20-Jan-2025 10:00 AM
17	University Polytechnic	External Auditors, Director IQAC and Core Team	
18	Department of Biological & Life Sciences	External Auditors, Director IQAC and Core Team	
19	Departments of Humanities	External Auditors, Director IQAC and Core Team	

## [10]. QUALITY CIRCLE MEETING (QCM)

To ensure the effective implementation of the teaching-learning process in alignment with the academic calendar, the Internal Quality Assurance Cell (IQAC) conducts structured feedback sessions through Quality Circle Meetings (QCM).

### 10.i. QCM Process

#### a. Schedule of Quality Circle Meetings (QCM):

Three QCM sessions are conducted each semester at the following intervals:

- ✚ First QCM: One week prior to the conduct of Internal Assessment 1 (IA-1).
- ✚ Second QCM: One week prior to the conduct of the Mid-Term Examination (MTE).
- ✚ Third QCM: One week prior to the conduct of the End-Term Examination (ETE).

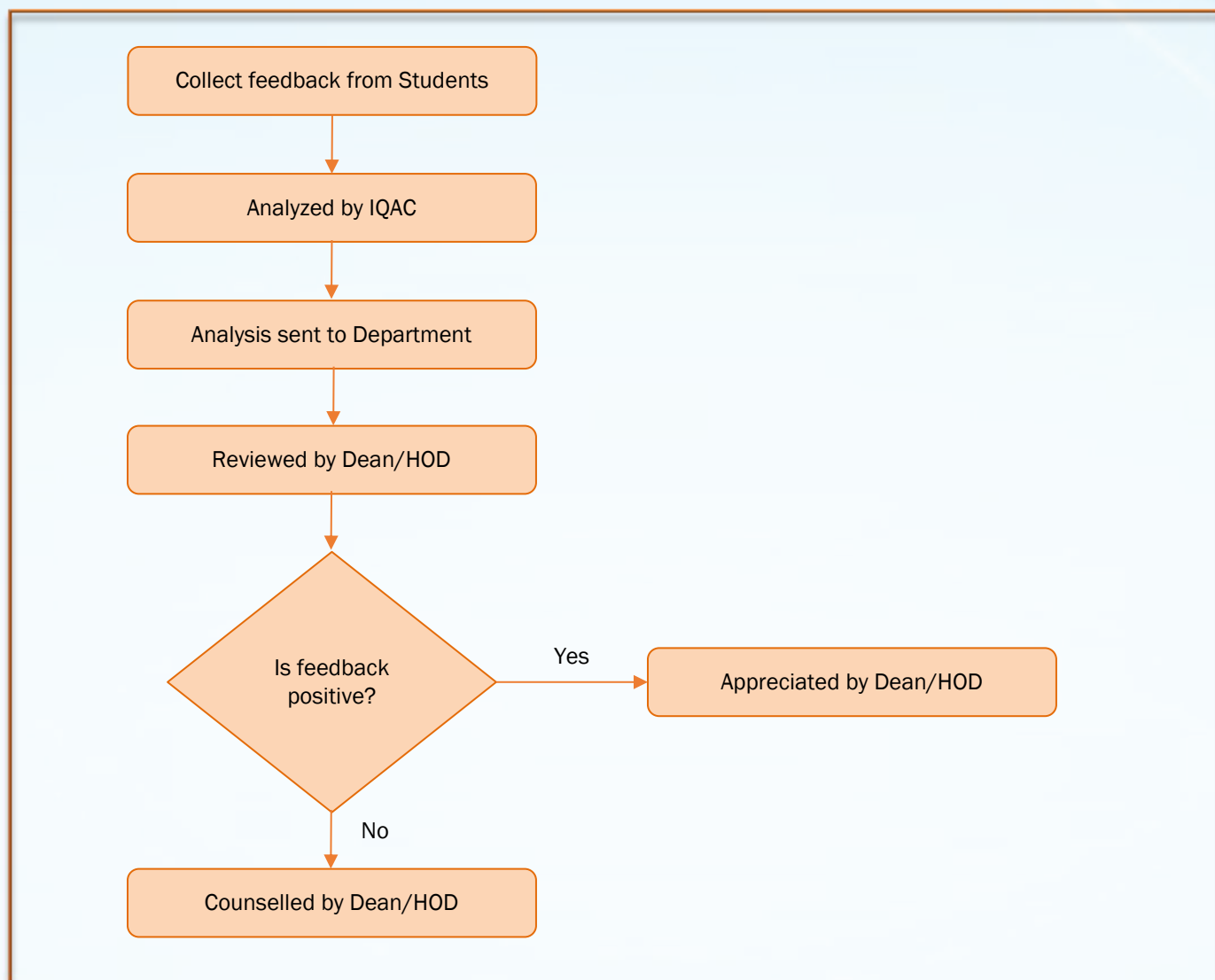
#### b. Feedback Collection Process:

- ✚ Students submit their feedback anonymously through a Google Form.
- ✚ The collected feedback is systematically analysed.

#### c. Implementation of Corrective Measures:

- ✚ The analysed feedback is shared with the respective departments for necessary corrective actions.
- ✚ Faculty members receiving unsatisfactory feedback are advised to take appropriate measures for improvement. Their performance is monitored in subsequent semesters.
- ✚ Faculty members receiving positive feedback are recognized and appreciated by the Dean or Head of Department (HOD).

## 10.ii. QCM Flow



## 10. iii. QCM Questionnaires'

### a. QCM 1

	Assessment Parameters	Students Feedback	Dean's Remarks/Action	Remark of IQAC Audit Team
1.	Was the concept of OBE (CO/PO) clarified at the beginning of the course? (Yes/No)			
2.	Feedback on course coverage (Course coverage as per plan) (Fully covered/Partially)			
3.	Clarity and quality of presentation by the Faculty (Excellent/ Good/Avg/Poor)			
4.	Punctuality in class (Excellent/ Good/Avg/Poor)			
5.	Interaction with the faculty inside the classroom/lab (Excellent/ Good/Avg/Poor)			
6.	Lecture material/E-self learning links provided to students (Regularly/Non-regularly)			

	Assessment Parameters	Students Feedback	Dean's Remarks/Action	Remark of IQAC Audit Team
7.	Lab experiments/activities were conducted according to the lab manual (Yes/No)			
8.	Mentor Mentee discussion(Yes/No)			
9.	Any suggestion for improvement in teaching/learning			

### b. QCM 2

	Assessment Parameters	Students Feedback	Dean's Remarks/Action	Remark of IQAC Audit Team
1.	Feedback on course coverage (Course coverage as per plan)			
2.	Clarity and quality of presentation by the Faculty (Excellent/ Good/Avg/Poor)			
3.	Punctuality in class (Yes/No)			
4.	Interaction with the faculty inside the classroom/lab (Excellent/ Good/Avg/Poor)			
5.	Paying attention to academically weaker students (Yes/No)			
6.	Scheduled organization of assignments/class test/quiz/seminar (Yes/No)			
7.	Helps students in exploring the area of study involved in the experiment (Excellent/ Good/Avg/Poor)			
8	Remedial Classes for Slow Learners (Yes/No)			
9	CR Meeting is conducted (Yes/No)			
10	Any suggestion for improvement in teaching/learning			

### c. QCM 3

	Assessment Parameters	Students Feedback	Dean's Remarks/Action	Remark of IQAC Audit Team
1.	Feedback on course coverage (Partially/Fully covered)			
2.	Interaction with the faculty inside the classroom/lab. (Poor/average/good/excellent)			
3.	Punctuality in class (Excellent/ Good/Avg/Poor)			
4.	Lab experiments continuously assessed/awarded marks according to the lab manual (Poor/average/good/excellent)			
5.	Availability of teacher in the laboratory for the whole duration of laboratory hours (Poor/average/good/excellent)			
6.	Skill of linking subject to life experience & creating interest in the subject (Excellent/ Good/Avg/Poor)			
7.	Skills of addressing inappropriate behaviour of student (Poor/average/good/excellent)			
8	Were open house sessions held for MTE (Yes/No)			
9	Any suggestions for improvement in teaching/learning			

## [11]. EVENTS GLIMPSES



Adobe Master Educator Workshop



Implementation of Outcome-Based Education in Simple Steps" (In-house-Training)



Cloud Practitioner (AWS)



Essential Constituents of Productive Research



The two-day IDE Bootcamp, organized by the Council for Educational Innovation in collaboration with the Ministry of Education, AICTE, and NCERT, and hosted by Galgotias University, Uttar Pradesh, took place from April 4th to April 5th, 2024



Smart India Hackathon 2023, Grand Finale, The Smart India Hackathon 2023 Grand Finale took place from December 19 to December 23, 2023. The event was organized by the Ministry of Education, its Innovation Cell, and the All India Council for Technical Education (AICTE).